

### Raport medii zilnice validate, corectate cu umiditatea si oxigenul de referinta (11%) in perioada

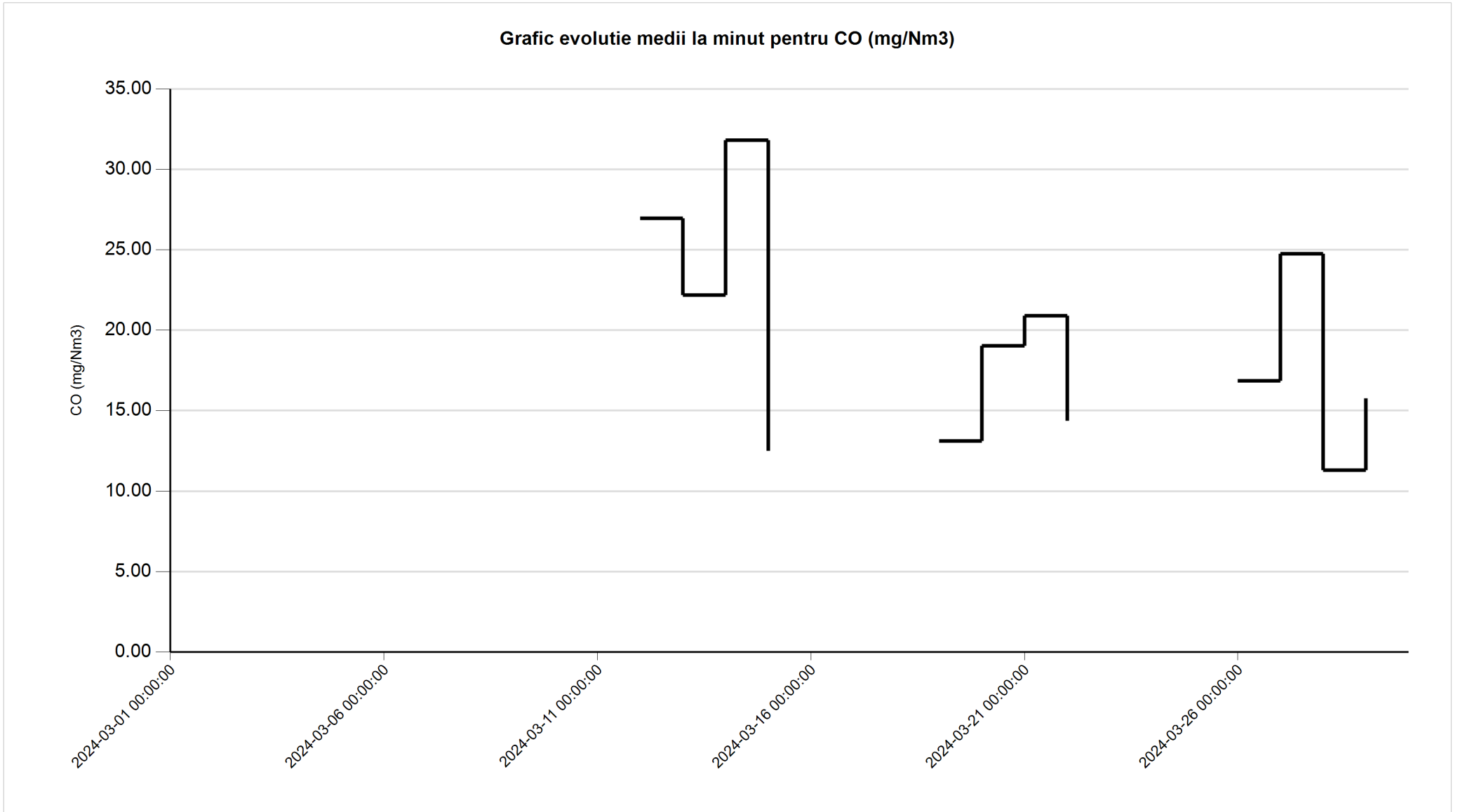
2024-03-01 12:00:00 AM - 2024-03-30 11:59:59 PM

DataOra	CO (mg/Nm3)	NOx (mg/Nm3)	SO2 (mg/Nm3)	HCl (mg/Nm3)	HF (mg/Nm3)	TOC (mg/Nm3)	Pulberi (mg/Nm3)	Debit (Nm3/h)	O2 (%)	Inc_1-T1 (grd.C)	Inc_1-T2 (grd.C)	Inc_2-T1 (grd.C)	Inc_2-T2 (grd.C)	Linia1-Pennram ()	Linia2-Michaelis ()	pH1	pH2
2024-03-01 00:00:00	28.83	115.76	4.83	0.02	0.07	2.29	0.50	3419.13	12.04	1093.32	1079.07	0.00	0.00	1.0	0.0	10.36	0.00
2024-03-02 00:00:00	Invalid	Invalid	Invalid	Invalid	Invalid	Invalid	Invalid	Invalid	Invalid	Invalid	Invalid	Invalid	Invalid	1.0	0.0	Invalid	Invalid
2024-03-03 00:00:00														0.0	0.0		
2024-03-04 00:00:00														0.0	0.0		
2024-03-05 00:00:00														0.0	0.0		
2024-03-06 00:00:00	Invalid	Invalid	Invalid	Invalid	Invalid	Invalid	Invalid	Invalid	Invalid	Invalid	Invalid	Invalid	Invalid	0.0	0.0	Invalid	Invalid
2024-03-07 00:00:00	Invalid	Invalid	Invalid	Invalid	Invalid	Invalid	Invalid	3031.67	17.16	189.98	255.46	0.00	0.00	0.0	0.0	6.14	0.00
2024-03-08 00:00:00	21.80	116.17	2.02	0.89	0.01	1.64	1.84	2928.92	11.33	1046.71	1050.10	0.00	0.00	1.0	0.0	9.89	0.00
2024-03-09 00:00:00	Invalid	Invalid	Invalid	Invalid	Invalid	Invalid	Invalid	3083.79	18.05	254.59	249.19	0.00	0.00	1.0	0.0	2.16	0.00
2024-03-10 00:00:00	Invalid	Invalid	Invalid	Invalid	Invalid	Invalid	Invalid	3029.71	19.73	0.00	0.00	0.00	0.00	0.0	0.0	0.00	0.00
2024-03-11 00:00:00	Invalid	Invalid	Invalid	Invalid	Invalid	Invalid	Invalid	3050.92	14.24	566.15	599.05	0.00	0.00	0.0	0.0	5.17	0.00
2024-03-12 00:00:00	26.94	133.90	3.16	0.38	0.03	2.16	3.16	3118.84	11.47	1113.05	1090.12	0.00	0.00	1.0	0.0	7.62	0.00
2024-03-13 00:00:00	22.18	133.22	3.76	0.36	0.00	2.14	2.63	3092.15	11.81	1102.03	1118.48	0.00	0.00	1.0	0.0	7.81	0.00
2024-03-14 00:00:00	31.81	137.23	1.81	0.52	0.03	2.67	2.68	3091.07	11.95	1112.04	1083.04	0.00	0.00	1.0	0.0	7.97	0.00
2024-03-15 00:00:00	12.51	143.81	2.66	0.40	0.05	2.28	2.29	3041.25	11.93	1121.12	1108.42	0.00	0.00	1.0	0.0	8.08	0.00
2024-03-16 00:00:00	Invalid	Invalid	Invalid	Invalid	Invalid	Invalid	Invalid	2994.56	18.43	202.19	205.30	0.00	0.00	1.0	0.0	1.56	0.00
2024-03-17 00:00:00	Invalid	Invalid	Invalid	Invalid	Invalid	Invalid	Invalid	3030.14	19.77	0.00	0.00	0.00	0.00	0.0	0.0	0.00	0.00
2024-03-18 00:00:00	Invalid	Invalid	Invalid	Invalid	Invalid	Invalid	Invalid	2917.53	16.13	319.52	379.76	0.00	0.00	0.0	0.0	6.22	0.00
2024-03-19 00:00:00	13.12	128.74	1.62	0.21	0.00	2.59	1.07	2793.76	11.45	1094.30	1064.28	0.00	0.00	1.0	0.0	9.83	0.00
2024-03-20 00:00:00	19.02	142.52	0.41	0.26	0.00	2.29	0.81	2821.41	11.86	1127.24	1103.30	0.00	0.00	1.0	0.0	9.94	0.00

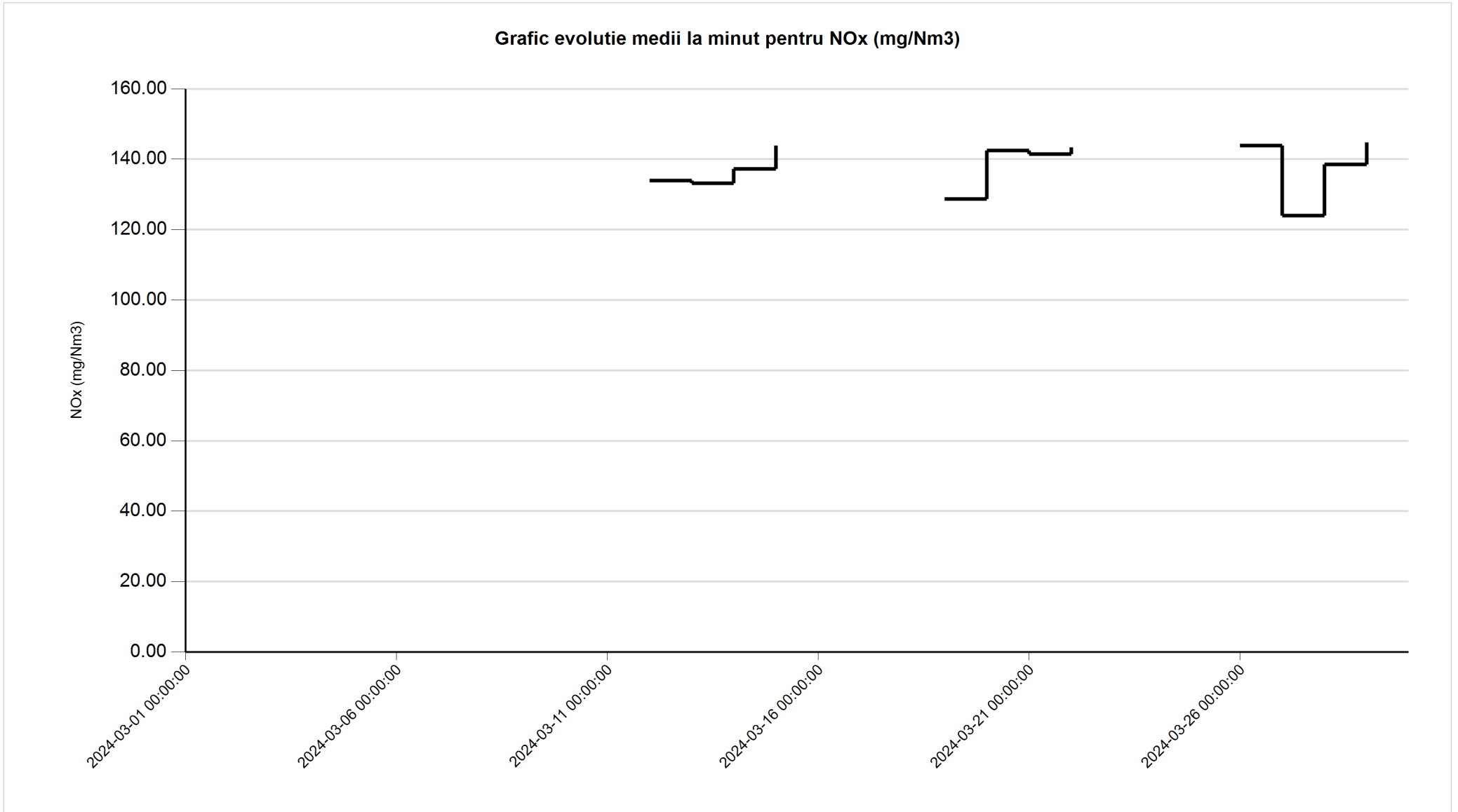
Punctul de lucru: Drumul Poiana Trestiei, numarul 17-27, sector 1, Bucuresti

DataOra	CO (mg/Nm3)	NOx (mg/Nm3)	SO2 (mg/Nm3)	HCl (mg/Nm3)	HF (mg/Nm3)	TOC (mg/Nm3)	Pulberi (mg/Nm3)	Debit (Nm3/h)	O2 (%)	Inc_1-T1 (grd.C)	Inc_1-T2 (grd.C)	Inc_2-T1 (grd.C)	Inc_2-T2 (grd.C)	Linia1- Pennram ( )	Linia2- Michaelis ( )	pH1	pH2
2024-03-21 00:00:00	20.91	141.43	0.16	0.27	0.00	1.87	0.49	2811.44	11.78	1118.15	1102.44	0.00	0.00	1.0	0.0	10.01	0.00
2024-03-22 00:00:00	14.37	143.40	0.54	0.21	0.00	1.52	0.52	2682.74	11.20	1102.16	1120.83	0.00	0.00	1.0	0.0	10.10	0.00
2024-03-23 00:00:00	Invalid	Invalid	Invalid	Invalid	Invalid	Invalid	Invalid	2979.27	18.22	252.11	239.15	0.00	0.00	1.0	0.0	2.24	0.00
2024-03-24 00:00:00	Invalid	Invalid	Invalid	Invalid	Invalid	Invalid	Invalid	2988.82	19.67	0.00	0.00	0.00	0.00	0.0	0.0	0.00	0.00
2024-03-25 00:00:00	Invalid	Invalid	Invalid	Invalid	Invalid	Invalid	Invalid	2831.50	15.73	338.32	416.90	0.00	0.00	0.0	0.0	4.20	0.00
2024-03-26 00:00:00	16.86	143.88	2.54	0.10	0.03	1.92	1.07	2938.61	10.99	1070.11	1095.50	0.00	0.00	1.0	0.0	6.11	0.00
2024-03-27 00:00:00	24.76	123.96	0.10	0.22	0.00	2.32	1.02	3224.84	11.91	1148.38	1077.42	0.00	0.00	1.0	0.0	6.36	0.00
2024-03-28 00:00:00	11.30	138.48	0.90	0.33	0.00	1.59	0.83	3225.29	11.84	1130.63	1097.59	0.00	0.00	1.0	0.0	6.67	0.00
2024-03-29 00:00:00	15.76	144.80	0.40	0.15	0.00	1.69	0.80	3044.65	11.75	1090.88	1110.85	0.00	0.00	1.0	0.0	7.01	0.00
2024-03-30 00:00:00	Invalid	Invalid	Invalid	Invalid	Invalid	Invalid	Invalid	2987.91	18.17	211.53	222.45	0.00	0.00	1.0	0.0	1.49	0.00
Medie	20.01	134.81	1.78	0.31	0.02	2.07	1.41	3006.40	14.34	712.18	714.75	0.00	0.00			5.88	0.00

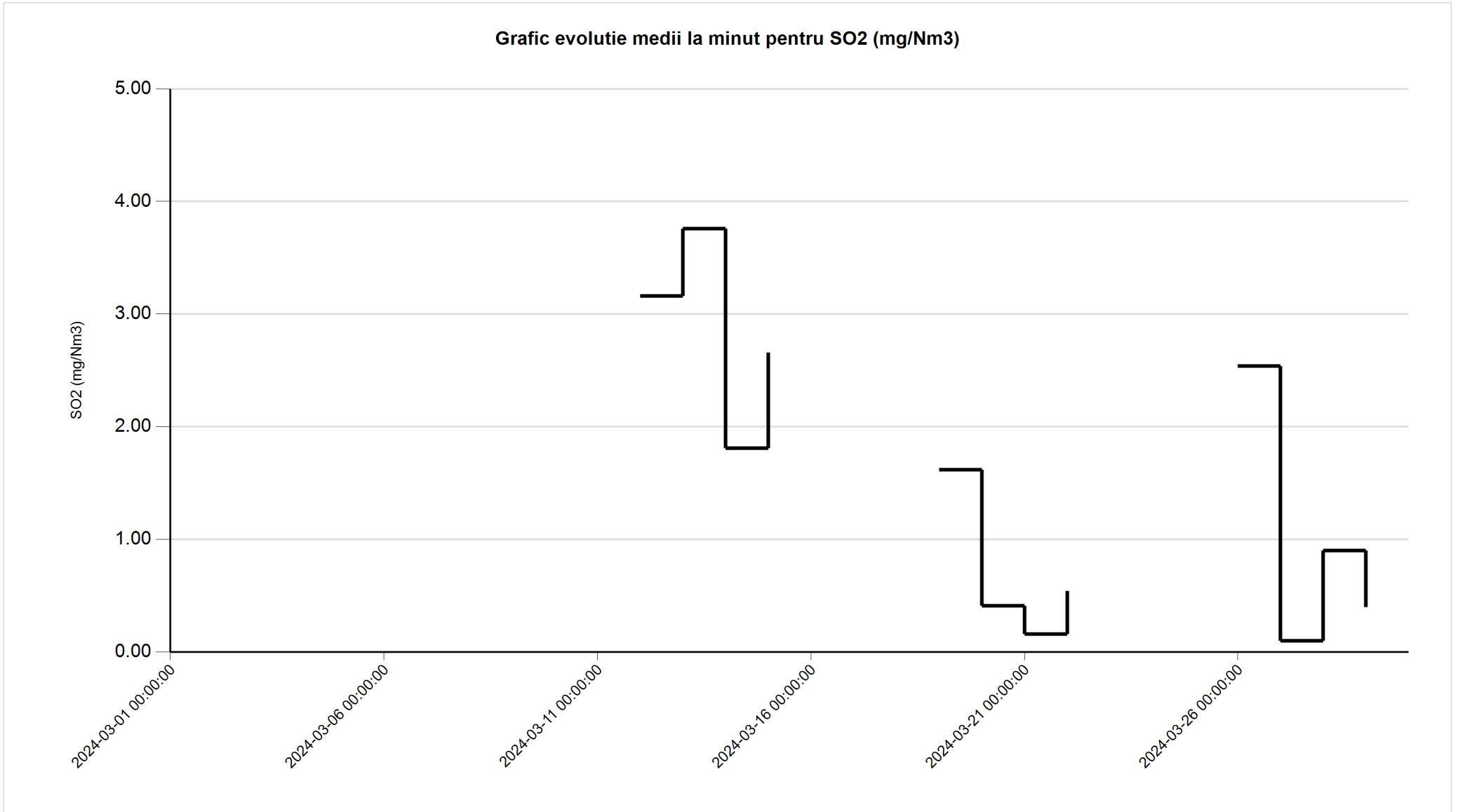
Grafic evolutie medii la minut pentru CO (mg/Nm3)



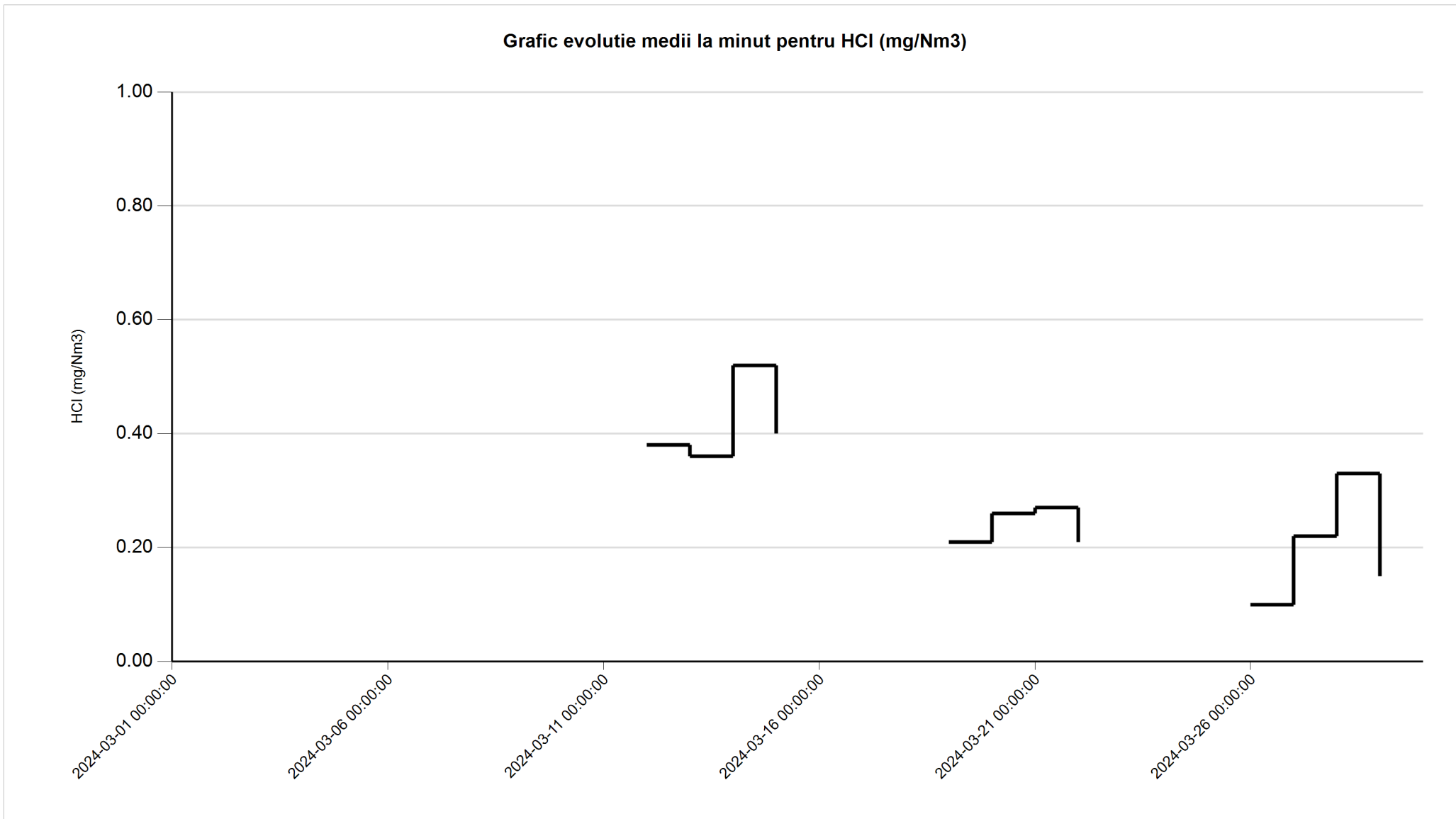
Grafic evolutie medii la minut pentru NOx (mg/Nm3)



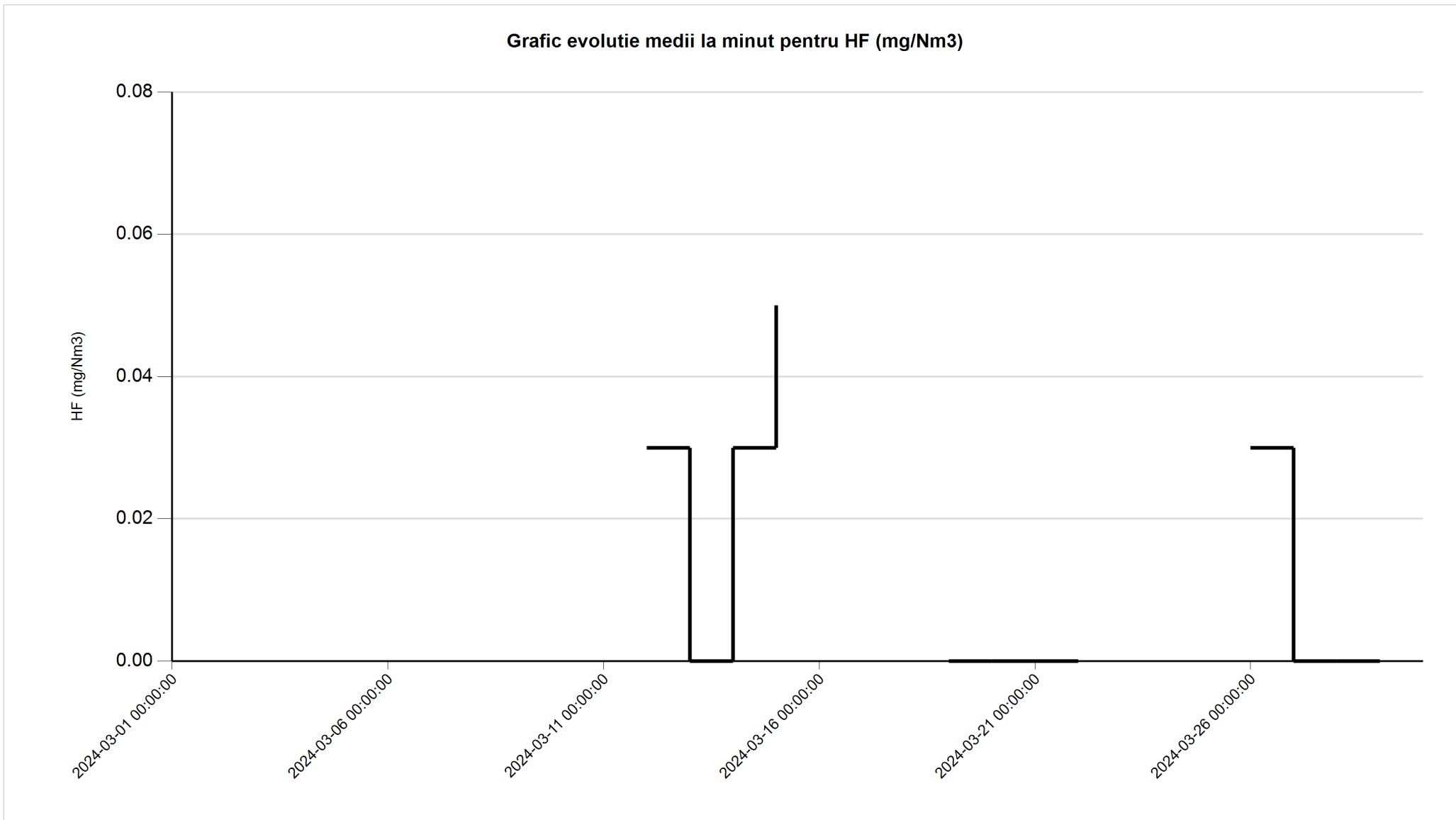
Grafic evolutie medii la minut pentru SO2 (mg/Nm3)



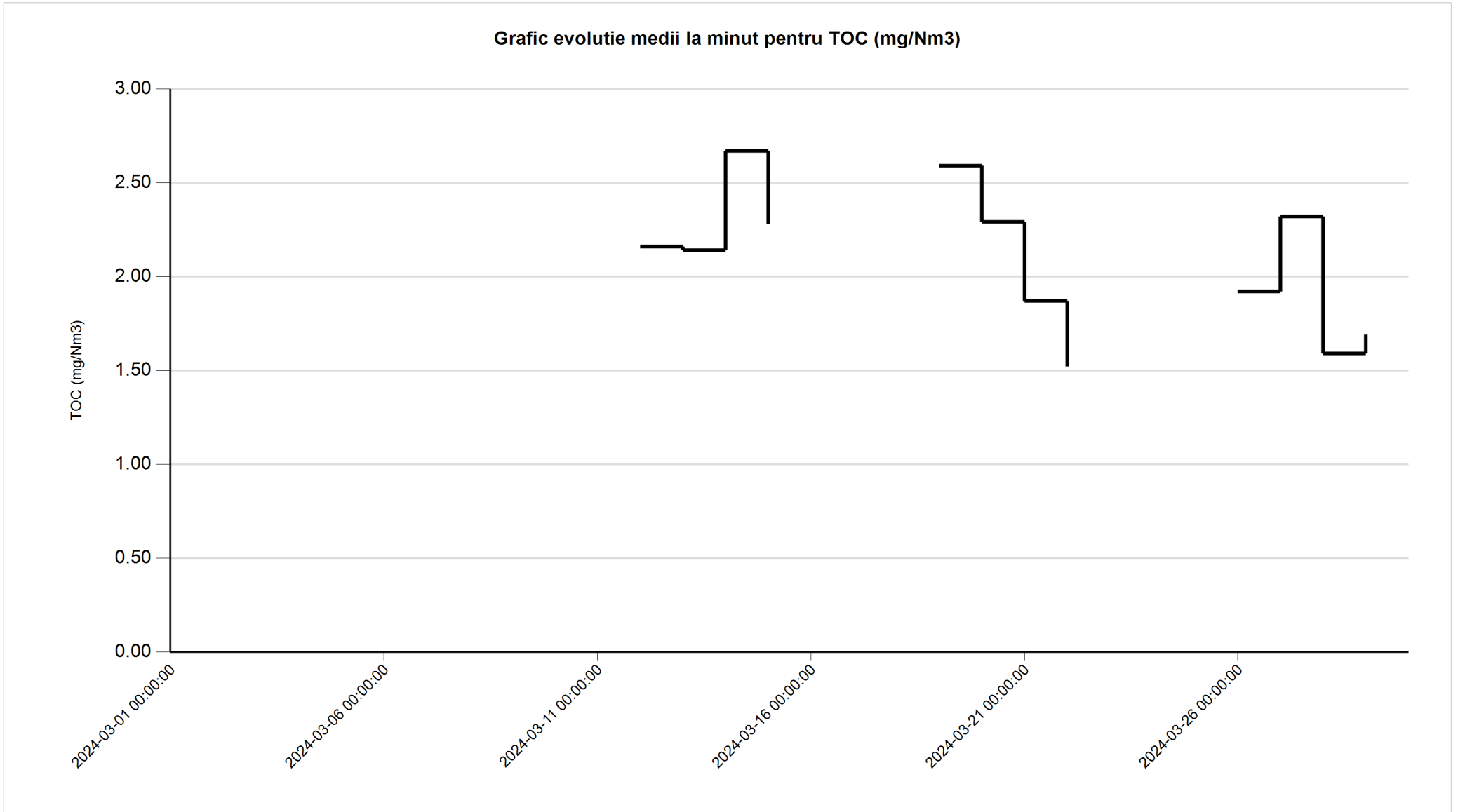
Grafic evolutie medii la minut pentru HCl (mg/Nm3)



Grafic evolutie medii la minut pentru HF (mg/Nm3)

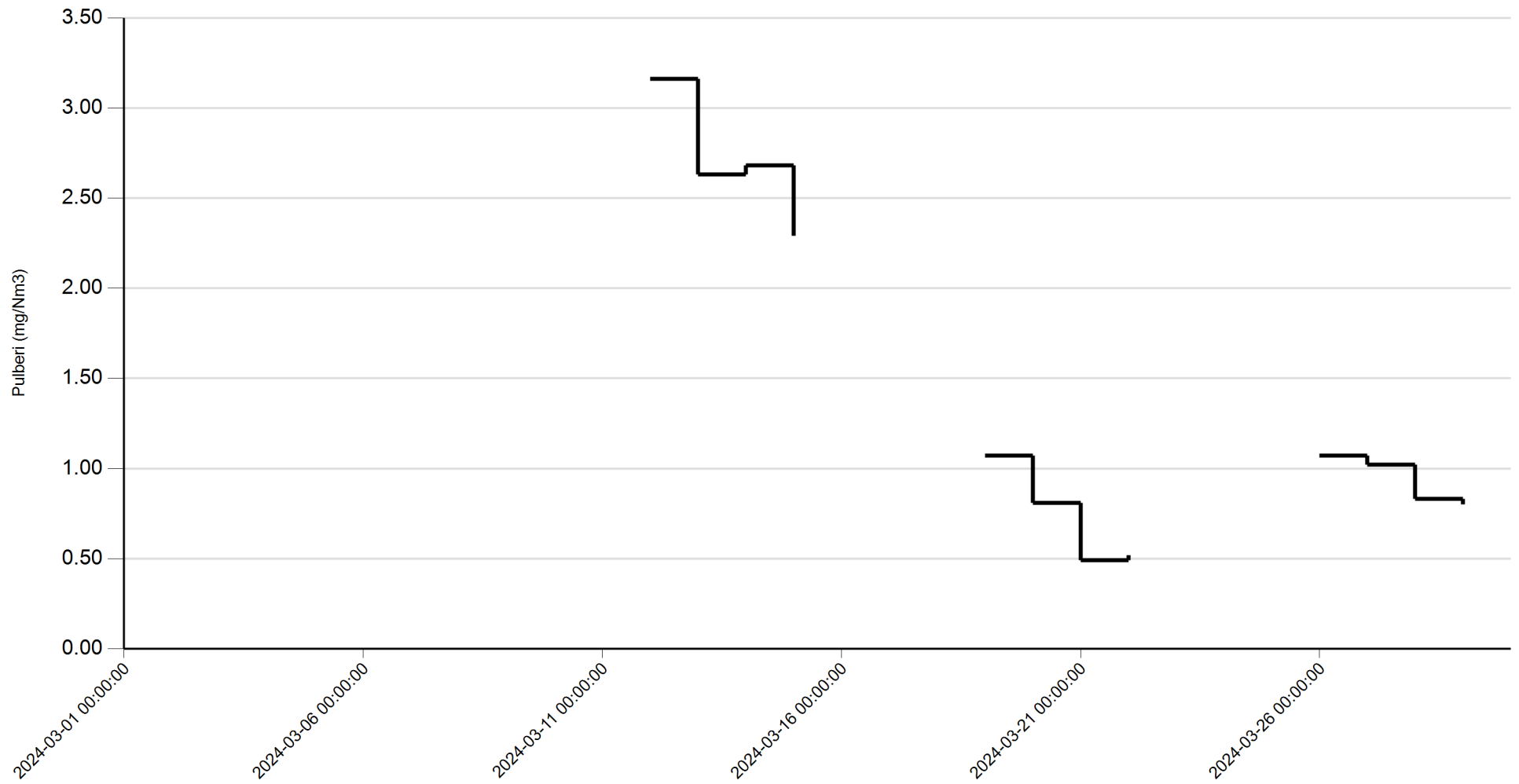


Grafic evolutie medii la minut pentru TOC (mg/Nm3)

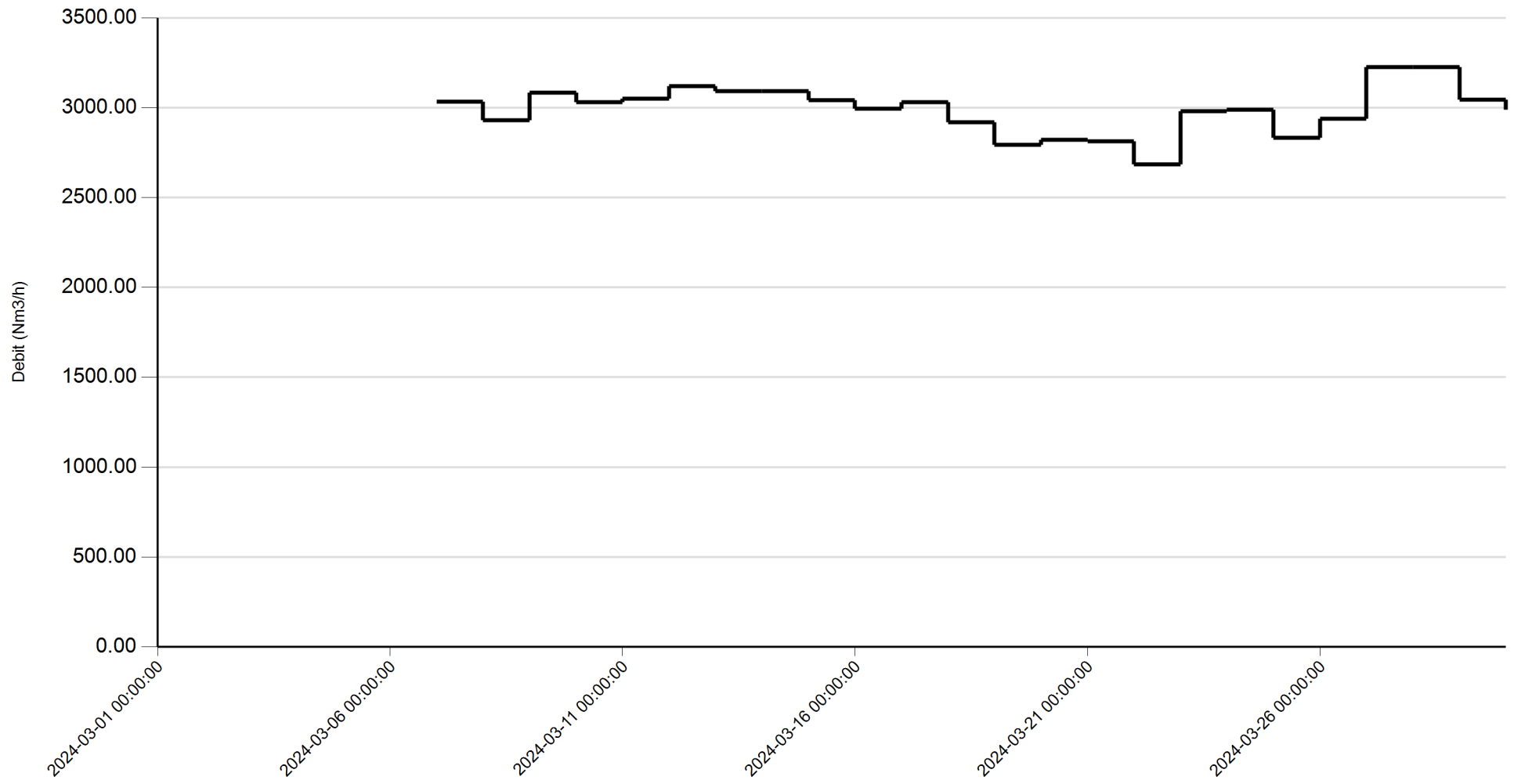




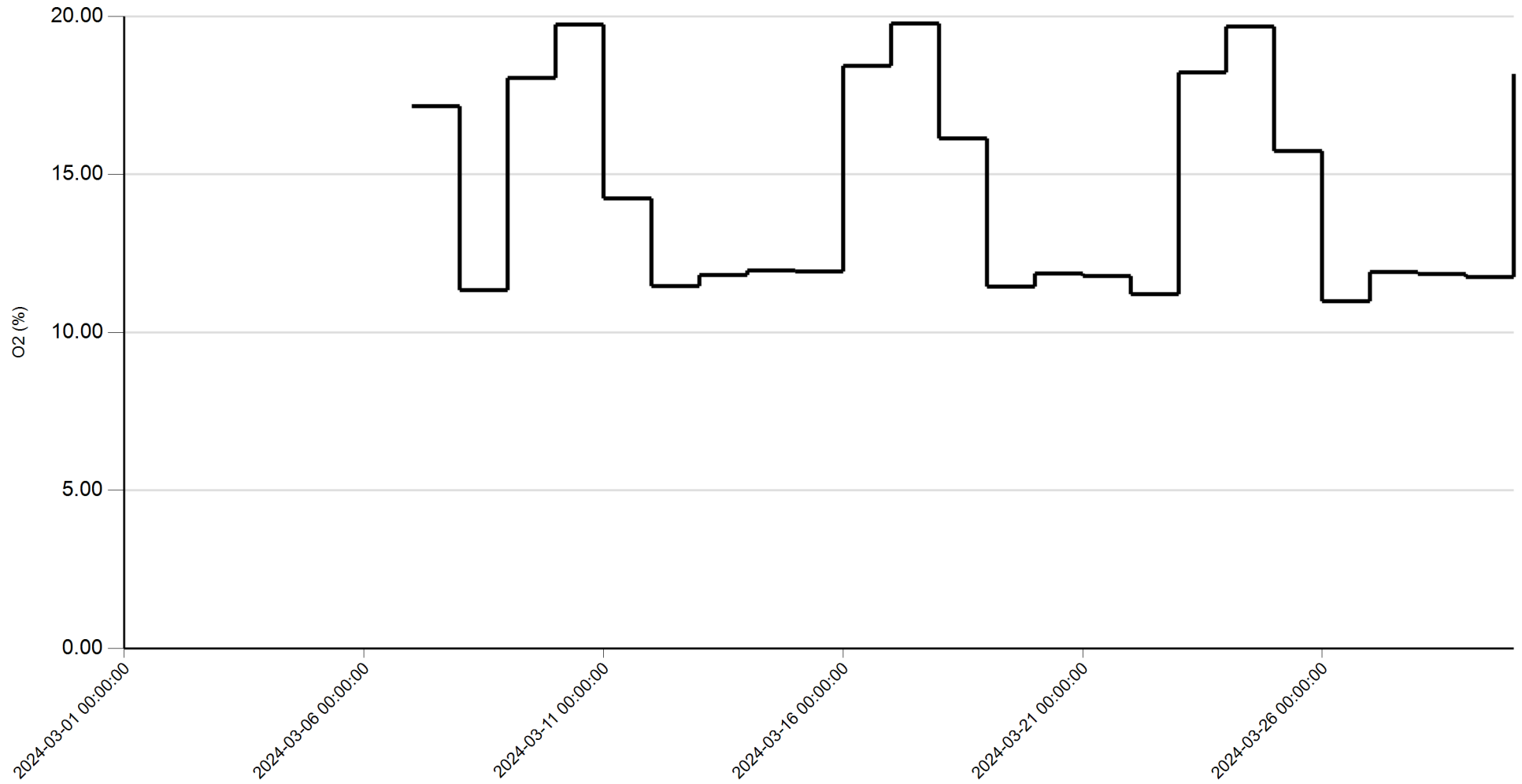
Grafic evolutie medii la minut pentru Pulberi (mg/Nm3)



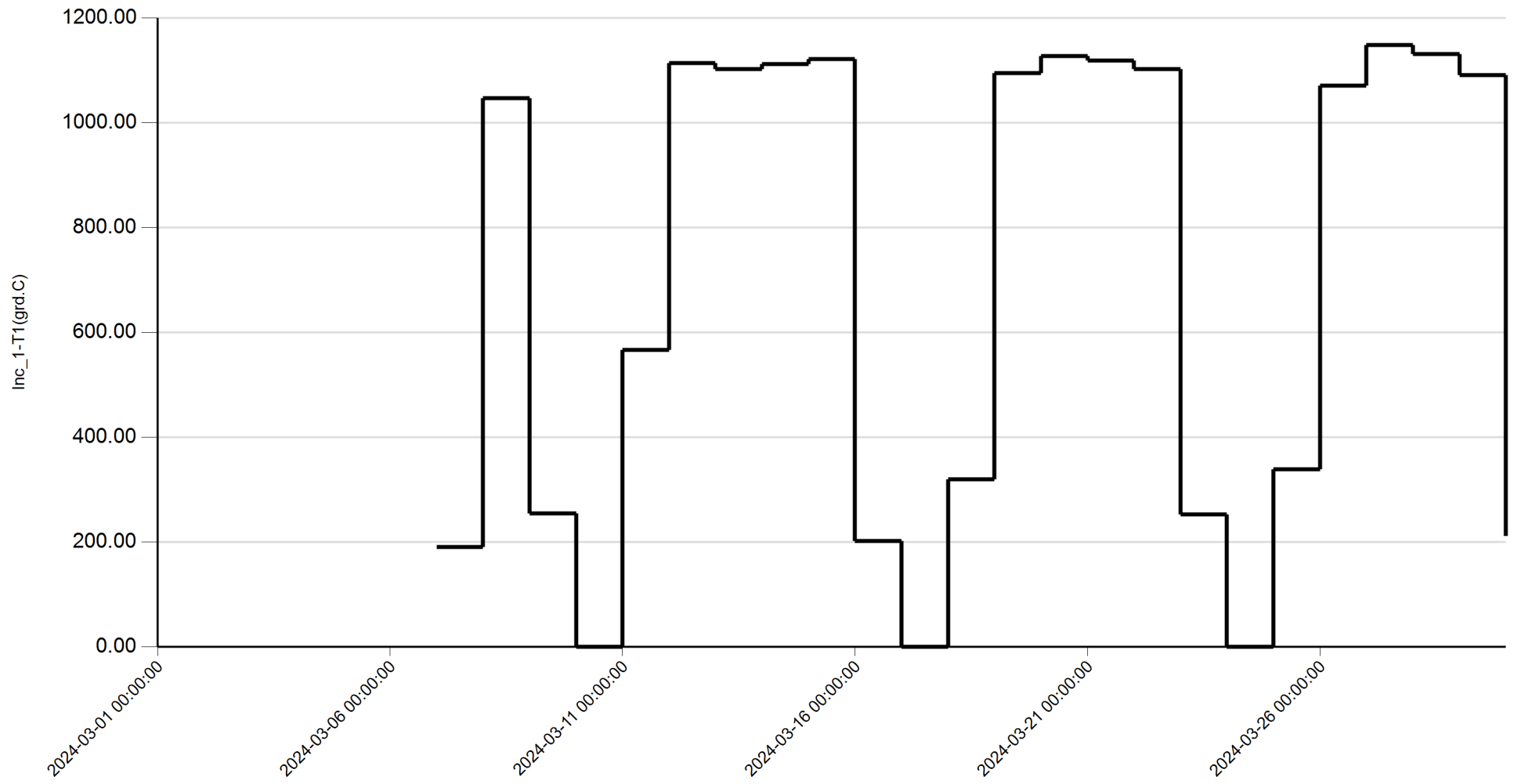
Grafic evolutie medii la minut pentru Debit (Nm<sup>3</sup>/h)



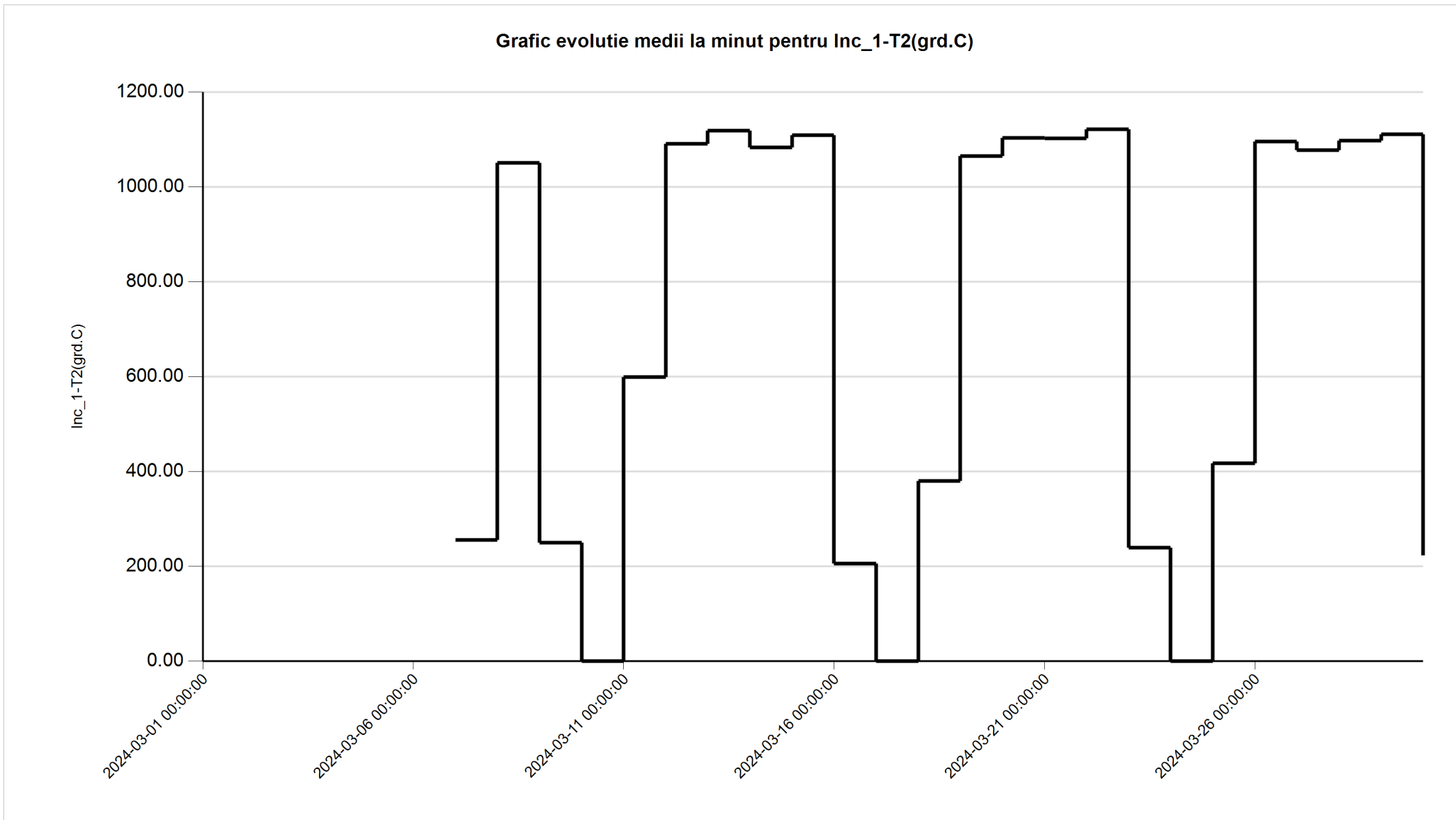
Grafic evolutie medii la minut pentru O2 (%)



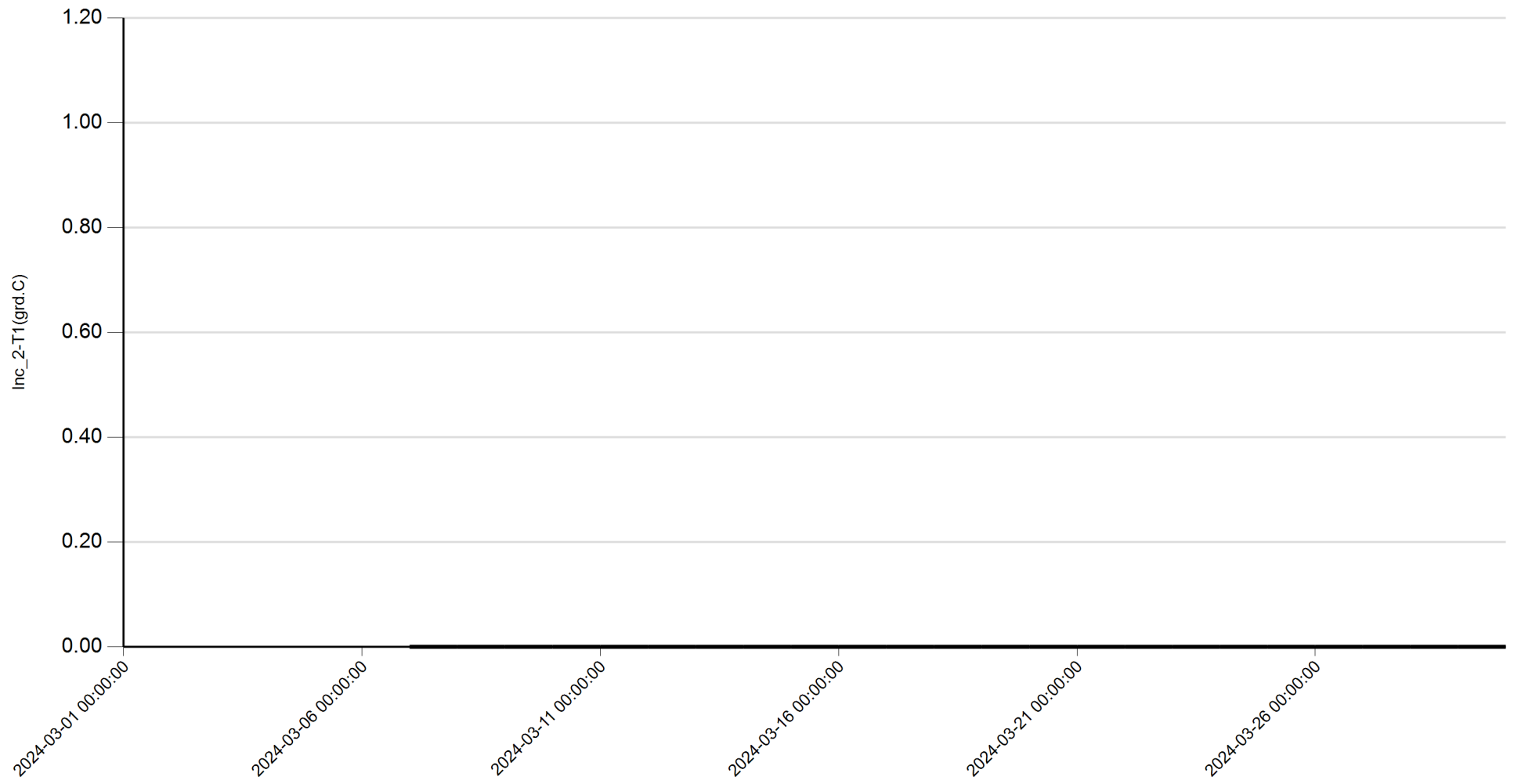
Grafic evolutie medii la minut pentru Inc\_1-T1(grd.C)



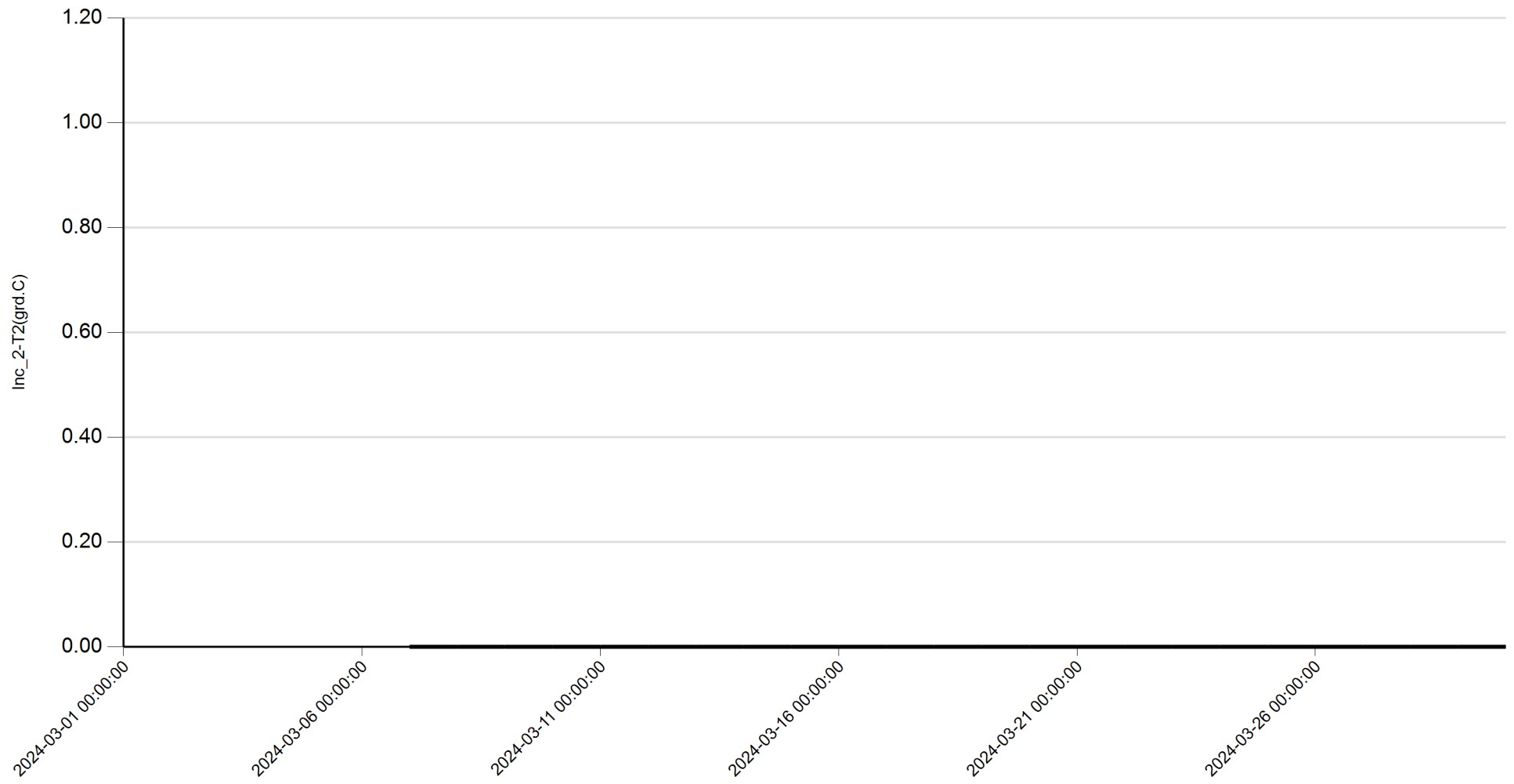
Grafic evolutie medii la minut pentru Inc\_1-T2(grd.C)



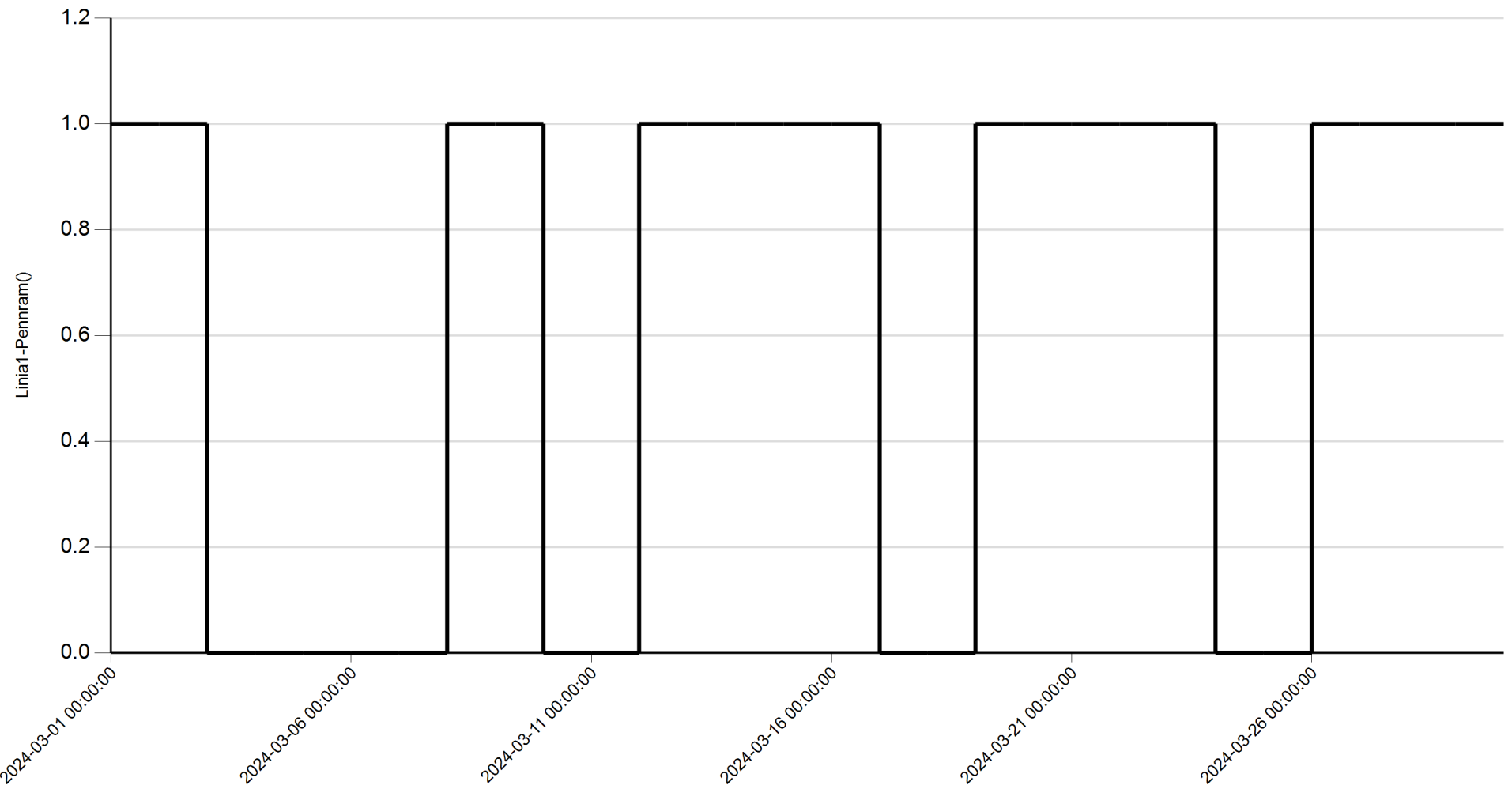
Grafic evolutie medii la minut pentru Inc\_2-T1(grd.C)



Grafic evolutie medii la minut pentru Inc\_2-T2(grd.C)

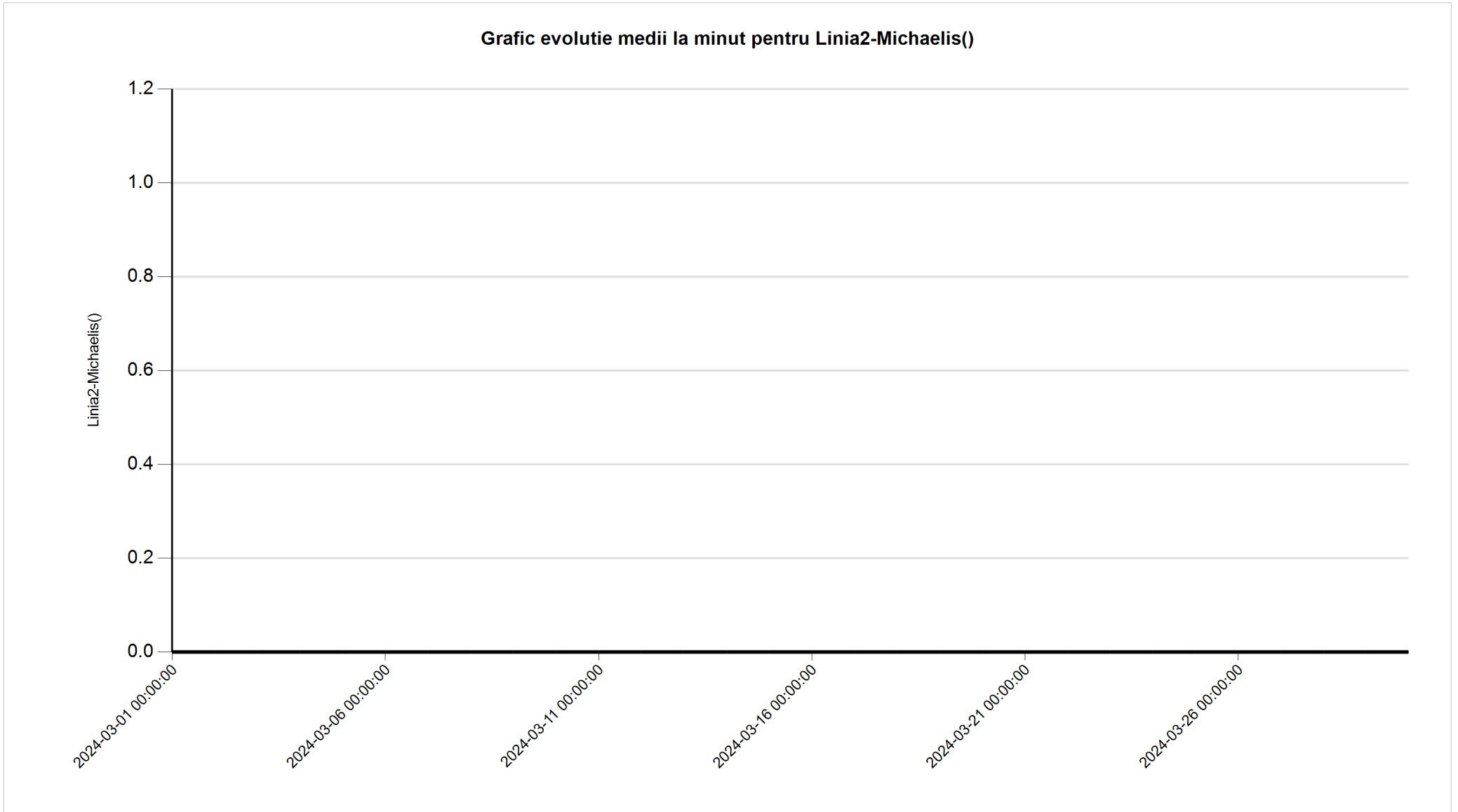


Grafic evolutie medii la minut pentru Linia1-Pennram()

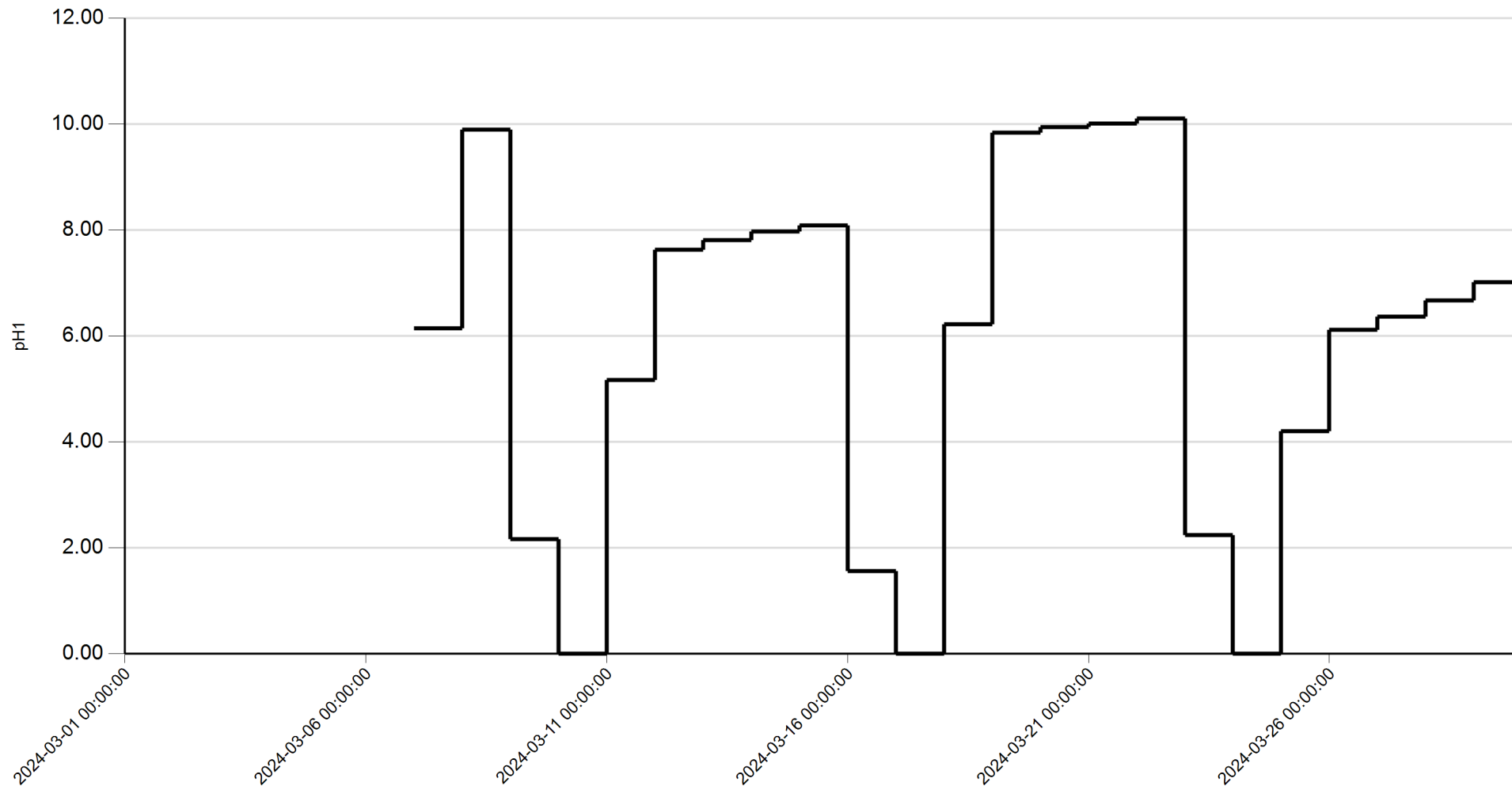




Grafic evolutie medii la minut pentru Linia2-Michaelis()



Grafic evolutie medii la minut pentru pH1



Grafic evolutie medii la minut pentru pH2

