

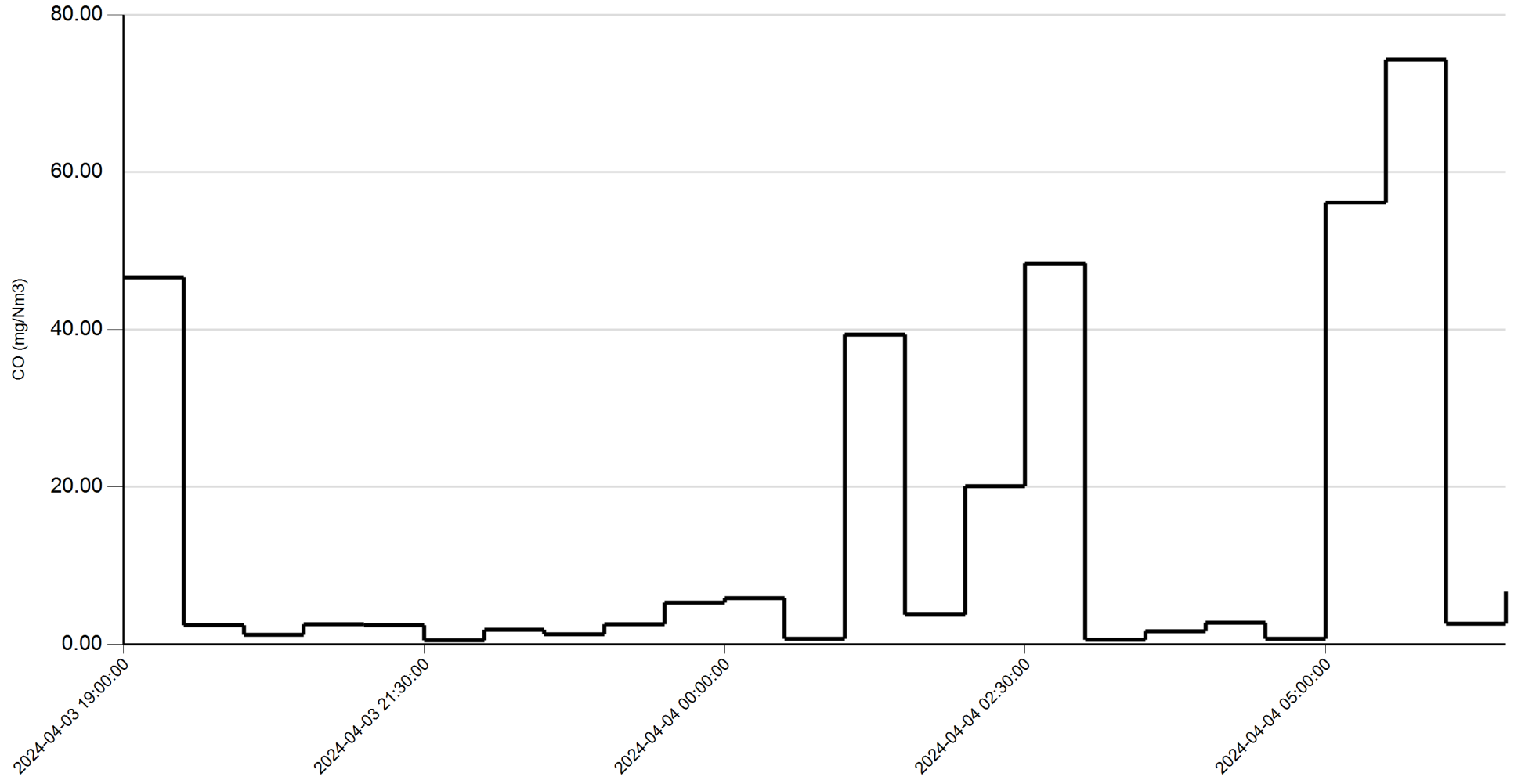
## Raport medii 30 min validate, corectate cu umiditatea si oxigenul de referinta (11%) in perioada

2024-04-03 07:00:00 PM - 2024-04-04 07:00:00 AM

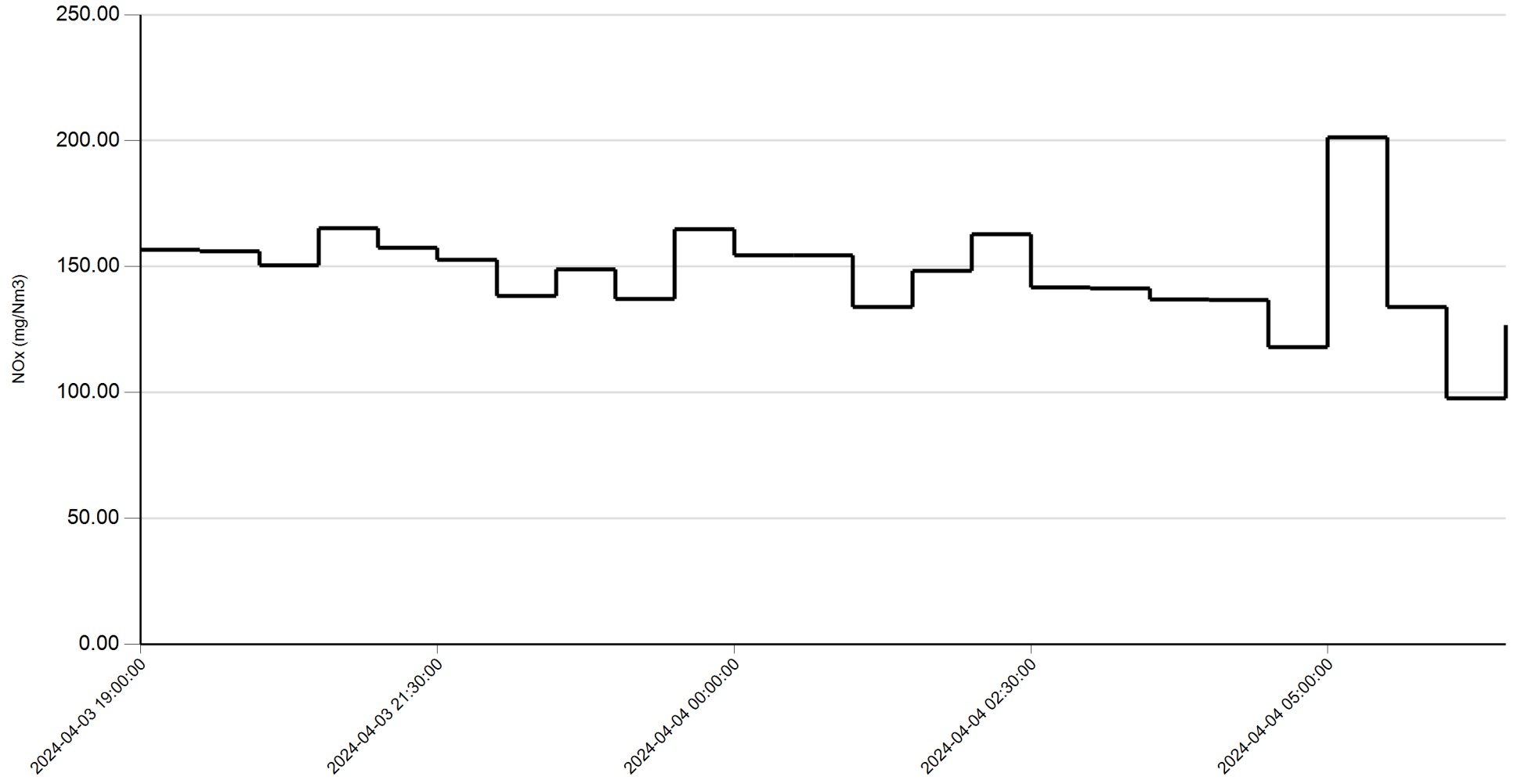
DataOra	CO (mg/Nm3)	NOx (mg/Nm3)	SO2 (mg/Nm3)	HCl (mg/Nm3)	HF (mg/Nm3)	TOC (mg/Nm3)	Pulberi (mg/Nm3)	O2 (%)	Inc_1-T1 (grd.C)	Inc_1-T2 (grd.C)	Inc_2-T1 (grd.C)	Inc_2-T2 (grd.C)	Linia1- Pennram	Linia2- Michaelis	pH1	pH2
2024-04-03 19:00:00	46.60	156.71	0.01	0.28	0.00	1.20	0.56	11.20	1076.31	1088.62	0.00	0.00	1.0	0.0	9.98	0.00
2024-04-03 19:30:00	2.41	156.07	0.01	0.11	0.00	1.12	0.55	11.03	1041.50	1098.40	0.00	0.00	1.0	0.0	9.99	0.00
2024-04-03 20:00:00	1.20	150.42	0.03	0.27	0.00	1.14	0.53	10.96	1043.84	1113.82	0.00	0.00	1.0	0.0	9.99	0.00
2024-04-03 20:30:00	2.53	165.12	0.00	0.08	0.00	1.16	0.53	11.03	1031.63	1119.78	0.00	0.00	1.0	0.0	10.00	0.00
2024-04-03 21:00:00	2.39	157.43	0.00	0.12	0.00	1.18	0.68	11.09	1045.93	1125.39	0.00	0.00	1.0	0.0	10.01	0.00
2024-04-03 21:30:00	0.53	152.59	0.00	0.26	0.00	1.19	0.60	11.23	1075.65	1121.10	0.00	0.00	1.0	0.0	10.01	0.00
2024-04-03 22:00:00	1.85	138.39	0.00	0.14	0.00	1.14	0.48	10.91	1078.62	1105.57	0.00	0.00	1.0	0.0	10.03	0.00
2024-04-03 22:30:00	1.25	148.83	0.00	0.17	0.00	1.23	0.52	11.19	1077.81	1114.68	0.00	0.00	1.0	0.0	10.03	0.00
2024-04-03 23:00:00	2.57	137.04	0.00	0.12	0.00	1.38	0.51	11.10	1100.12	1114.33	0.00	0.00	1.0	0.0	10.04	0.00
2024-04-03 23:30:00	5.30	164.84	0.01	0.19	0.00	1.36	0.50	11.22	1112.20	1125.95	0.00	0.00	1.0	0.0	10.05	0.00
2024-04-04 00:00:00	5.88	154.46	0.00	0.20	0.00	1.59	0.49	11.55	1142.82	1096.18	0.00	0.00	1.0	0.0	10.06	0.00
2024-04-04 00:30:00	0.71	154.46	0.01	0.42	0.00	1.70	0.44	11.22	1123.18	1123.23	0.00	0.00	1.0	0.0	10.06	0.00
2024-04-04 01:00:00	39.35	133.92	0.00	0.33	0.00	1.89	0.46	11.11	1131.93	1118.85	0.00	0.00	1.0	0.0	10.07	0.00
2024-04-04 01:30:00	3.74	148.23	0.00	0.43	0.00	1.66	1.07	11.32	1112.79	1133.28	0.00	0.00	1.0	0.0	10.06	0.00
2024-04-04 02:00:00	20.10	162.76	0.01	0.42	0.00	1.62	0.79	11.37	1071.98	1127.85	0.00	0.00	1.0	0.0	10.06	0.00
2024-04-04 02:30:00	48.38	141.77	0.01	0.01	0.00	1.90	0.48	11.36	1104.01	1094.58	0.00	0.00	1.0	0.0	10.07	0.00
2024-04-04 03:00:00	0.60	141.30	0.02	0.22	0.00	1.42	0.44	11.37	1093.72	1089.40	0.00	0.00	1.0	0.0	10.08	0.00
2024-04-04 03:30:00	1.67	136.81	0.00	0.33	0.00	1.29	0.43	11.02	1099.49	1112.54	0.00	0.00	1.0	0.0	10.08	0.00
2024-04-04 04:00:00	2.77	136.65	0.00	0.28	0.00	1.51	0.44	11.08	1081.18	1122.75	0.00	0.00	1.0	0.0	10.08	0.00
2024-04-04 04:30:00	0.67	117.99	0.00	0.21	0.00	1.94	0.43	11.22	1089.12	1090.71	0.00	0.00	1.0	0.0	10.09	0.00
2024-04-04 05:00:00	56.09	201.33	0.03	0.20	0.00	3.08	0.49	11.58	1051.13	1091.99	0.00	0.00	1.0	0.0	10.09	0.00

DataOra	CO (mg/Nm3)	NOx (mg/Nm3)	SO2 (mg/Nm3)	HCl (mg/Nm3)	HF (mg/Nm3)	TOC (mg/Nm3)	Pulberi (mg/Nm3)	O2 (%)	Inc_1-T1 (grd.C)	Inc_1-T2 (grd.C)	Inc_2-T1 (grd.C)	Inc_2-T2 (grd.C)	Linia1- Pennram	Linia2- Michaelis	pH1	pH2
2024-04-04 05:30:00	74.28	133.88	0.05	0.21	0.00	8.52	0.54	11.51	1083.66	1093.66	0.00	0.00	1.0	0.0	10.10	0.00
2024-04-04 06:00:00	2.62	97.70	0.01	0.11	0.00	1.50	0.46	11.21	1055.85	1097.66	0.00	0.00	1.0	0.0	10.10	0.00
2024-04-04 06:30:00	6.67	126.80	0.01	0.18	0.00	1.63	0.56	11.66	1100.91	1088.42	0.00	0.00	1.0	0.0	10.09	0.00
Medie	13.76	146.48	0.01	0.22	0.00	1.81	0.54	11.23	1084.39	1108.70	0.00	0.00			10.05	0.00

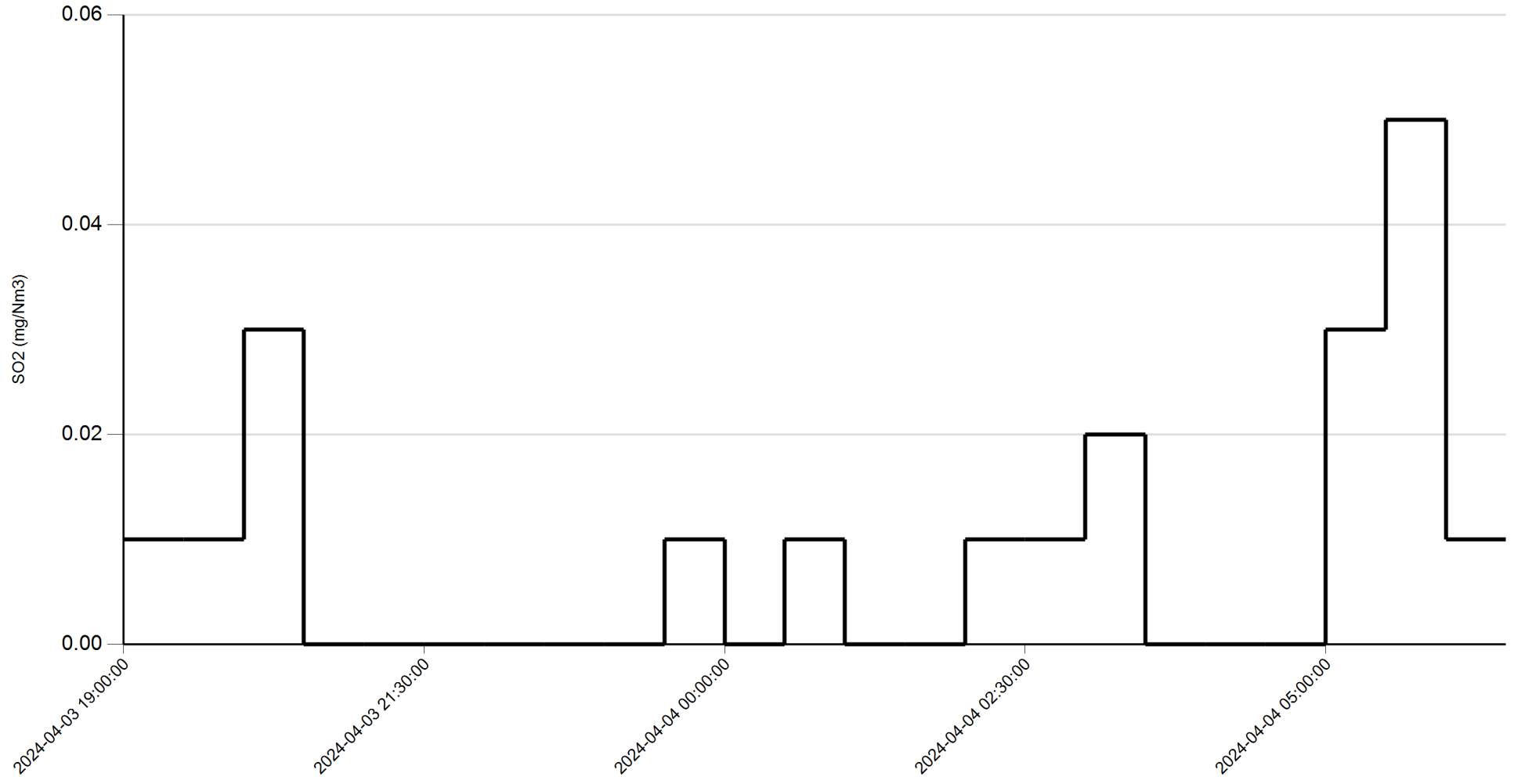
Grafic evolutie medii la minut pentru CO (mg/Nm3)



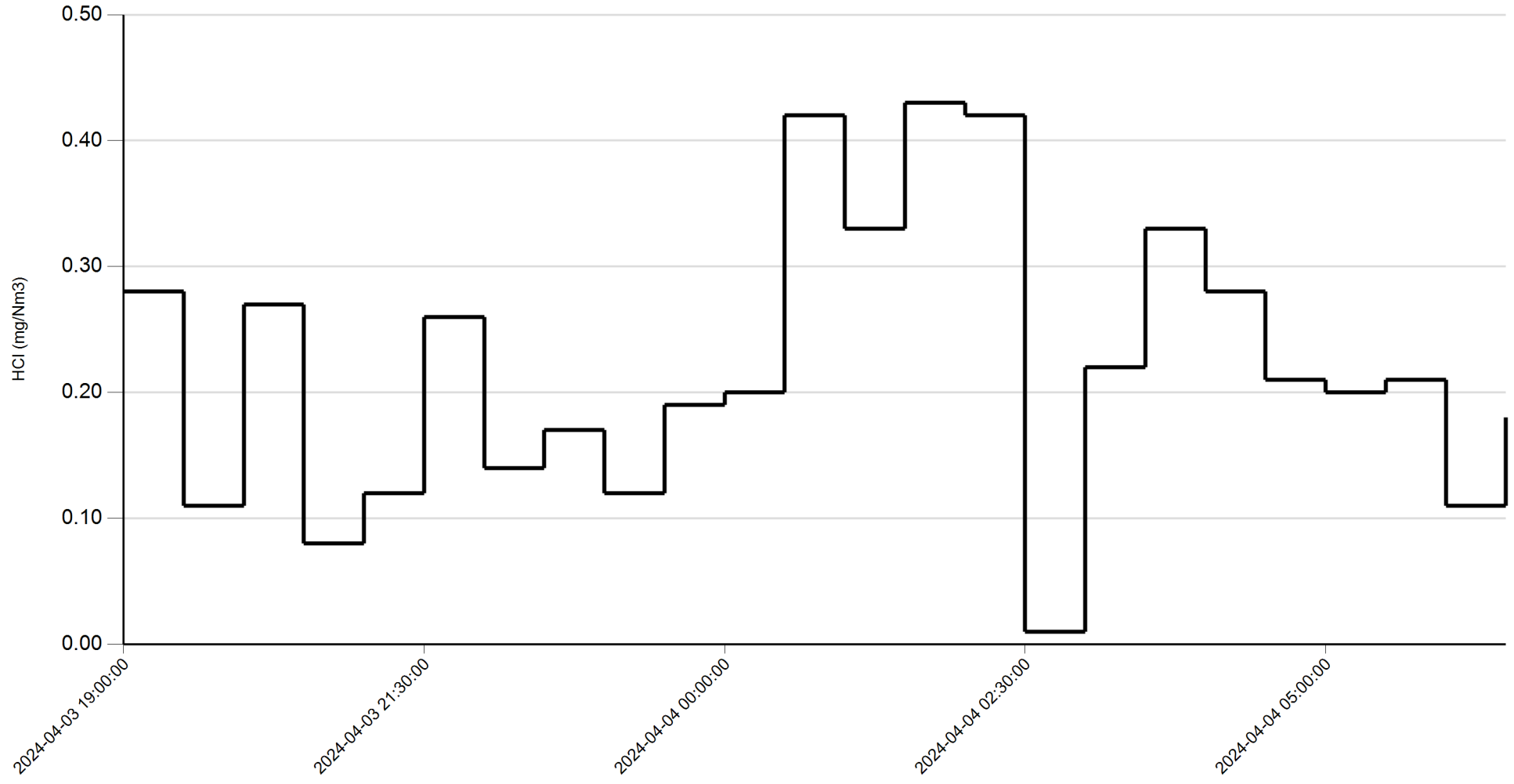
Grafic evolutie medii la minut pentru NOx (mg/Nm3)



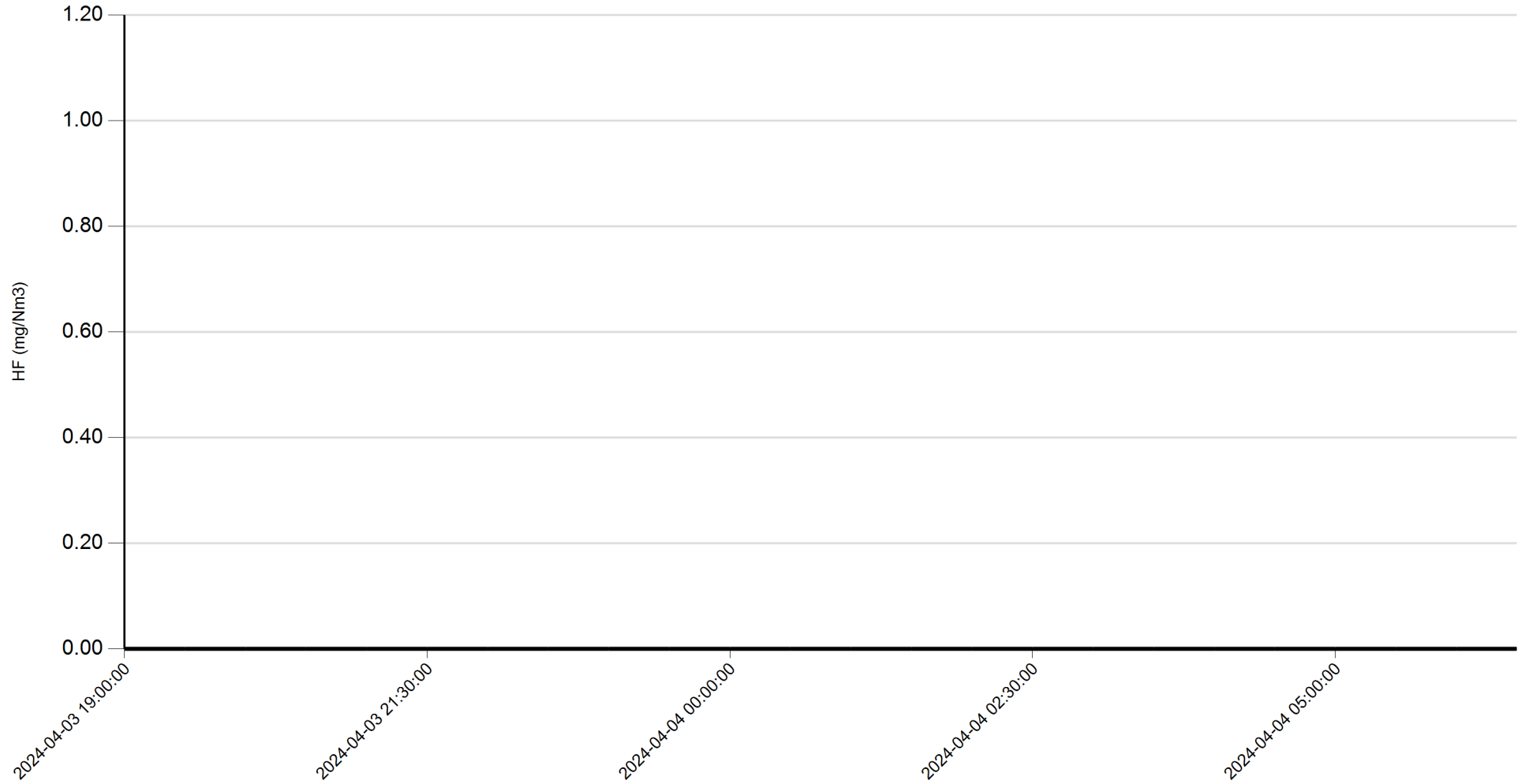
Grafic evolutie medii la minut pentru SO2 (mg/Nm3)



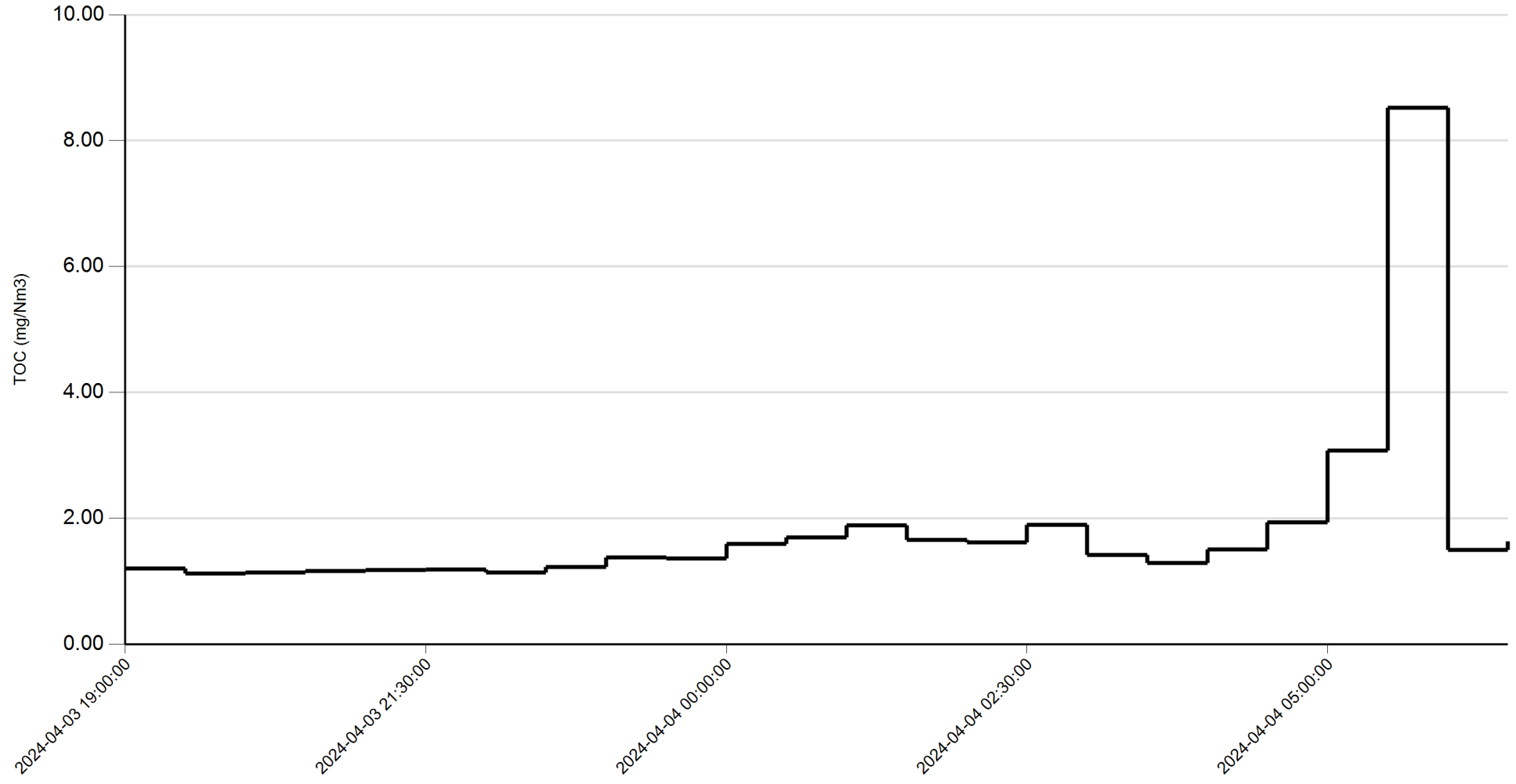
Grafic evolutie medii la minut pentru HCl (mg/Nm3)



Grafic evolutie medii la minut pentru HF (mg/Nm3)

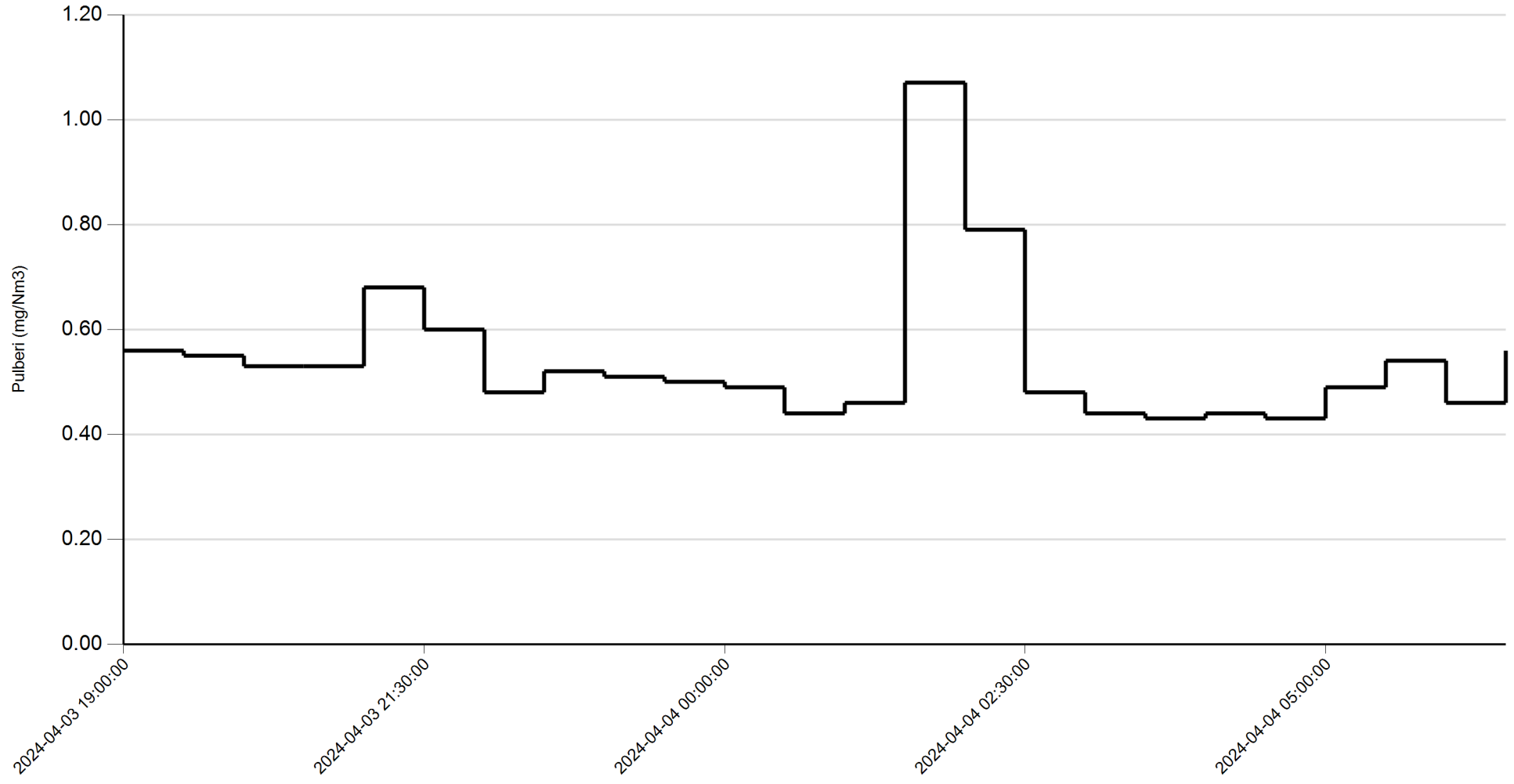


Grafic evolutie medii la minut pentru TOC (mg/Nm3)

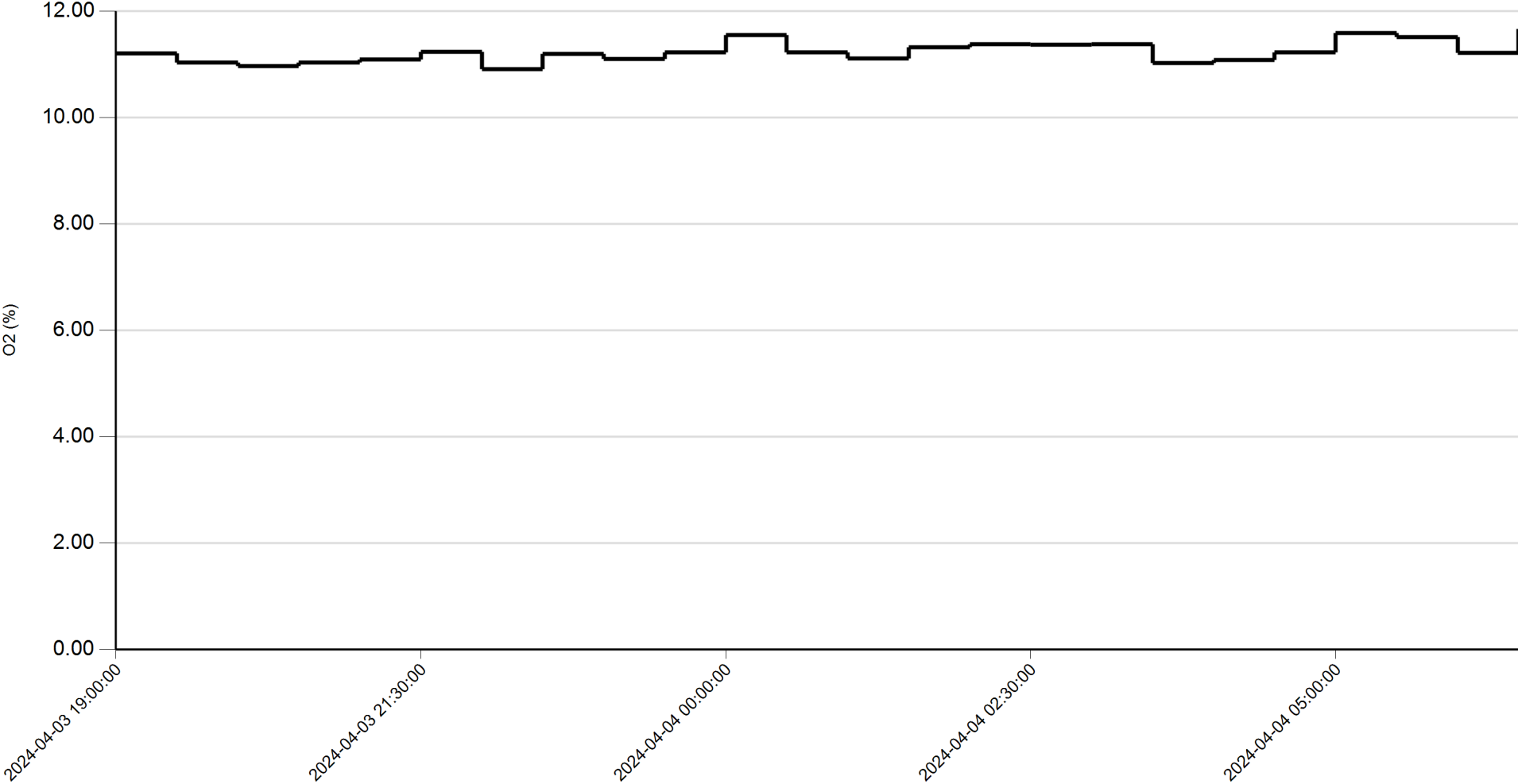




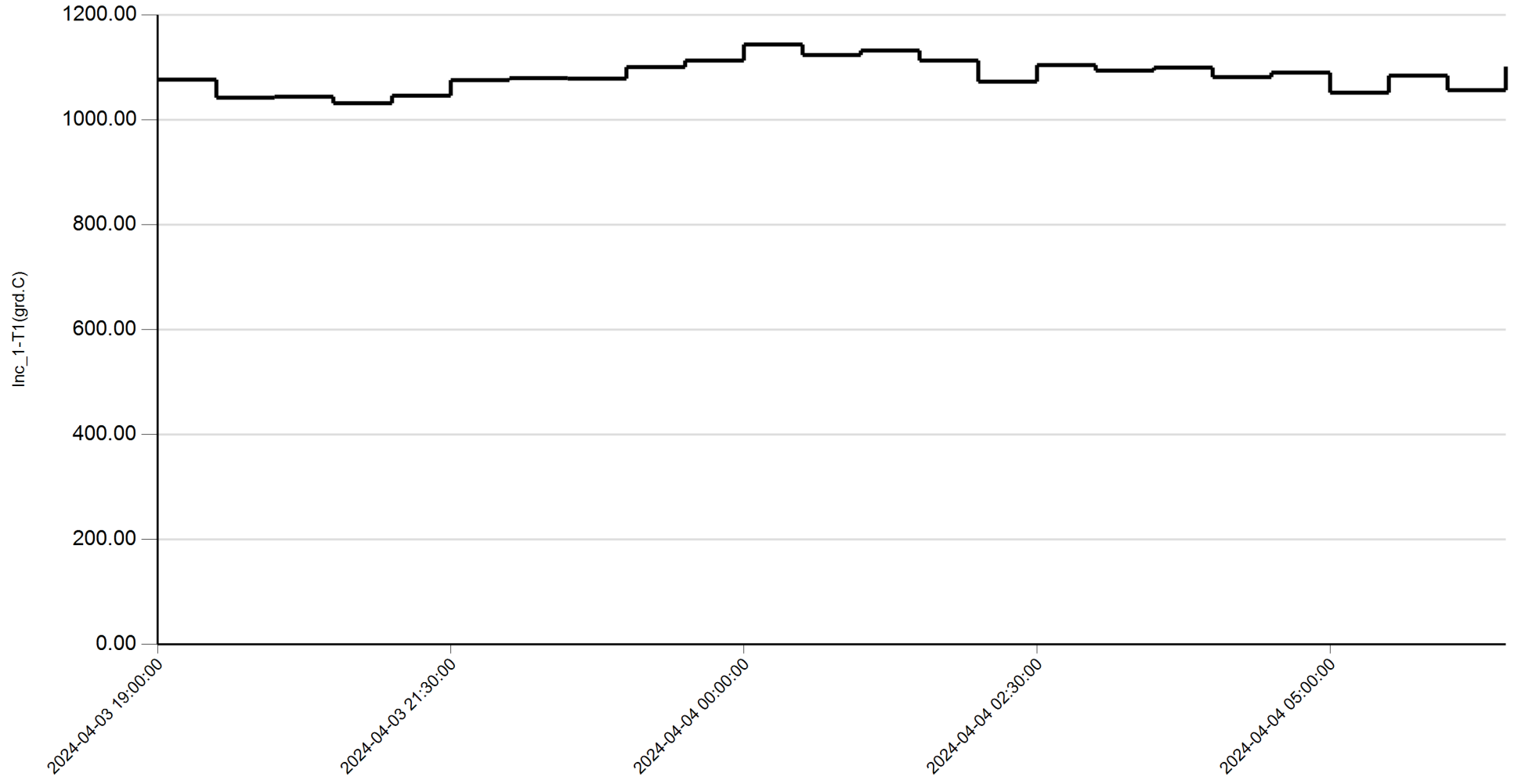
Grafic evolutie medii la minut pentru Pulberi (mg/Nm3)



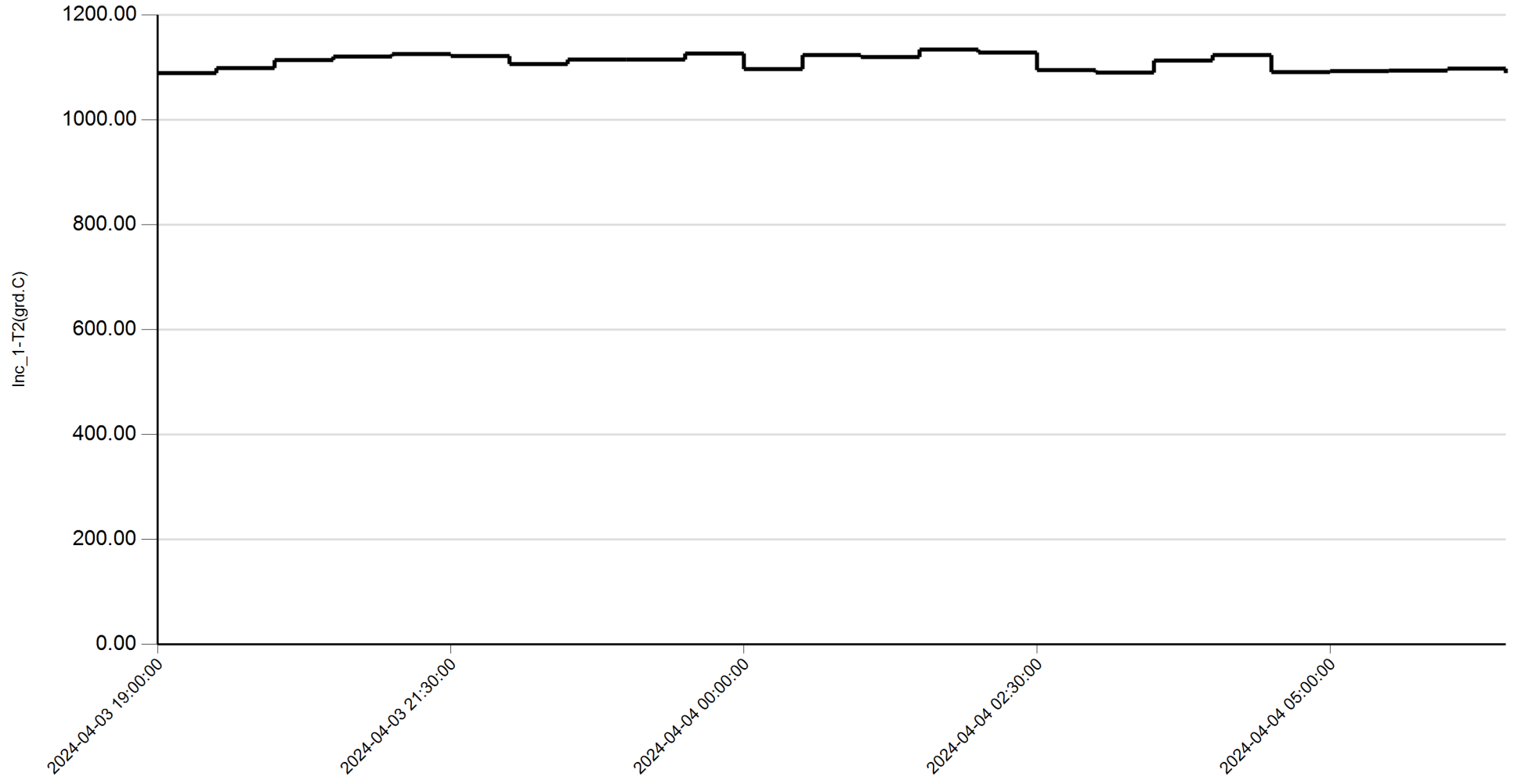
Grafic evolutie medii la minut pentru O2 (%)



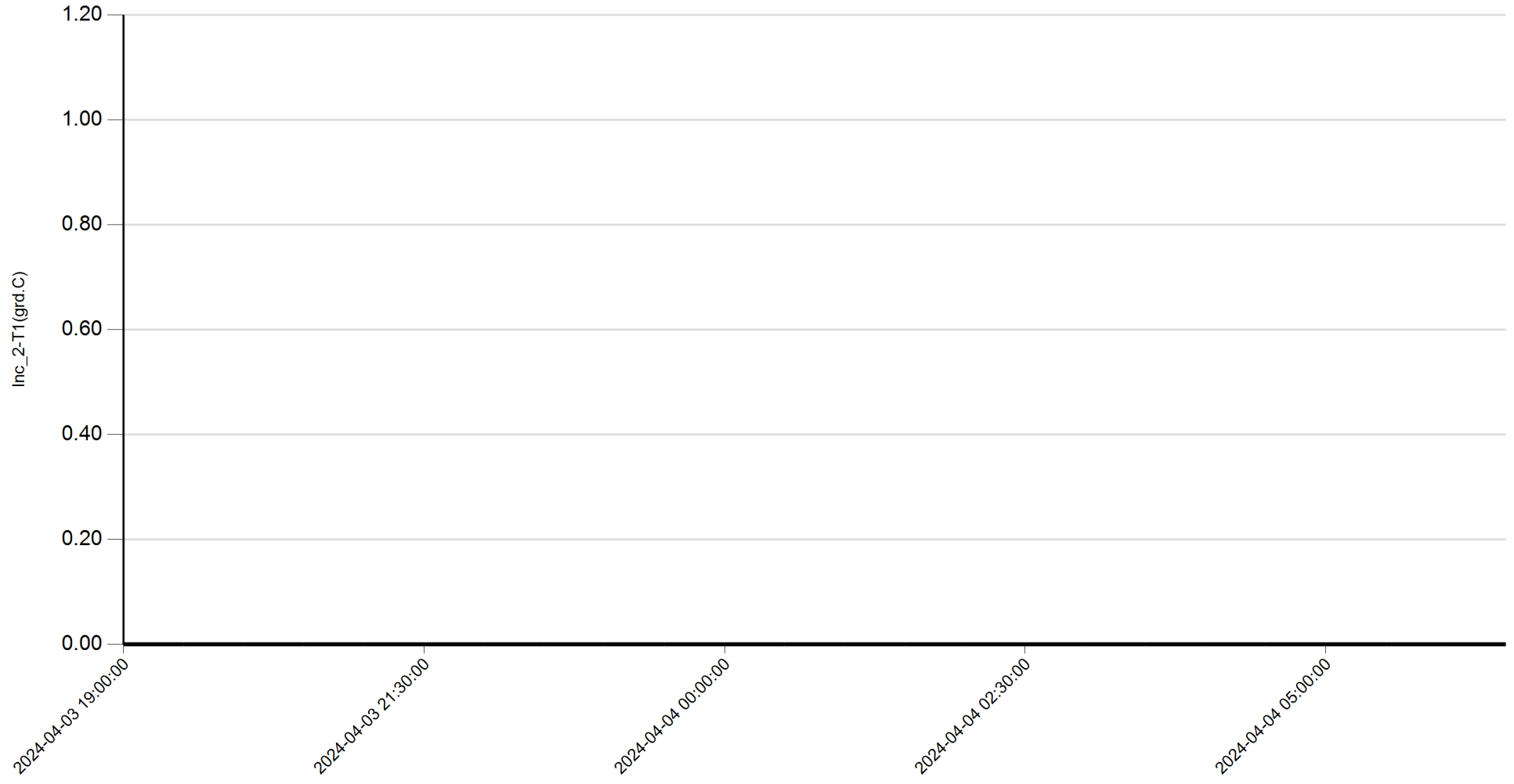
Grafic evolutie medii la minut pentru Inc\_1-T1(grd.C)



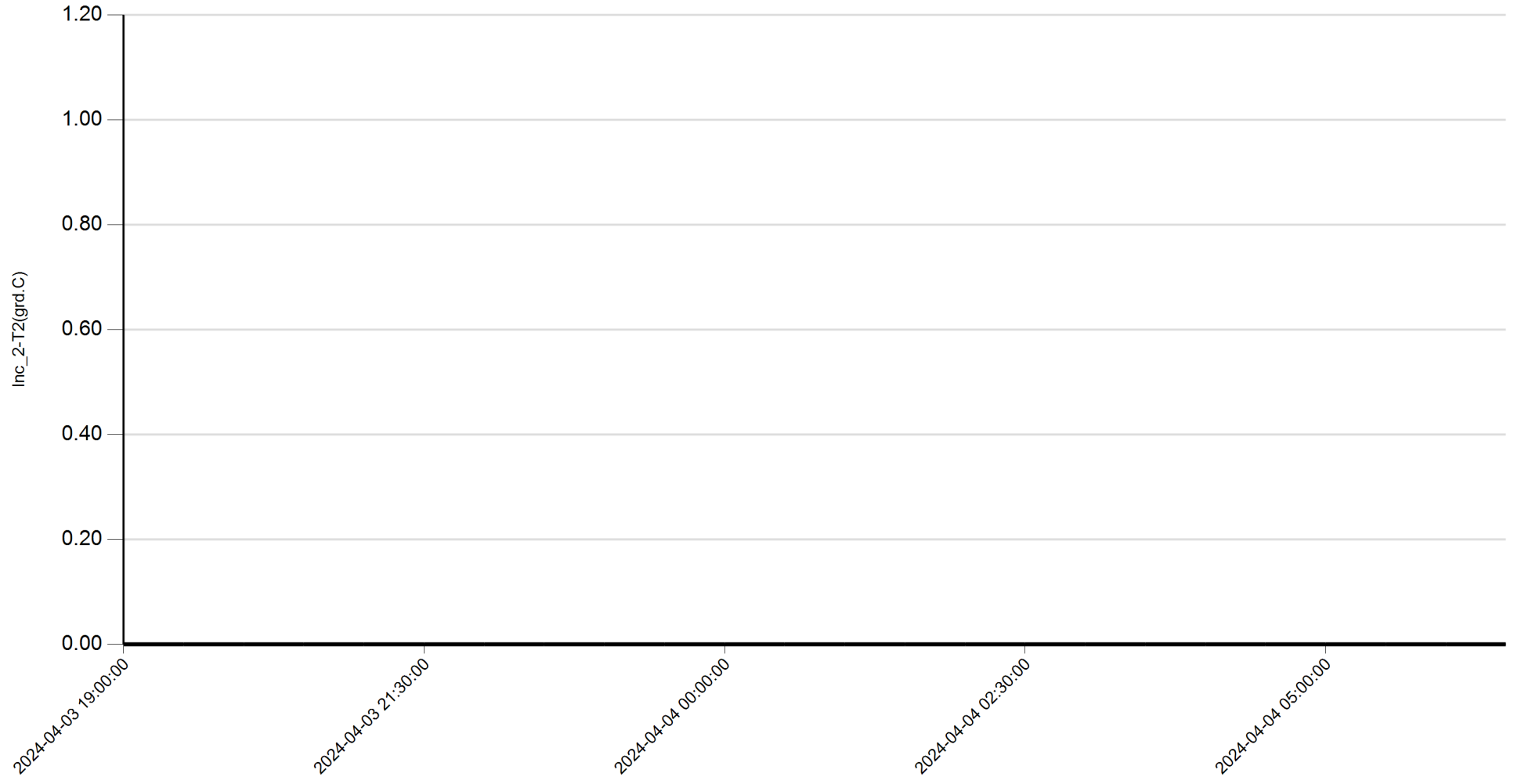
Grafic evolutie medii la minut pentru Inc\_1-T2(grd.C)



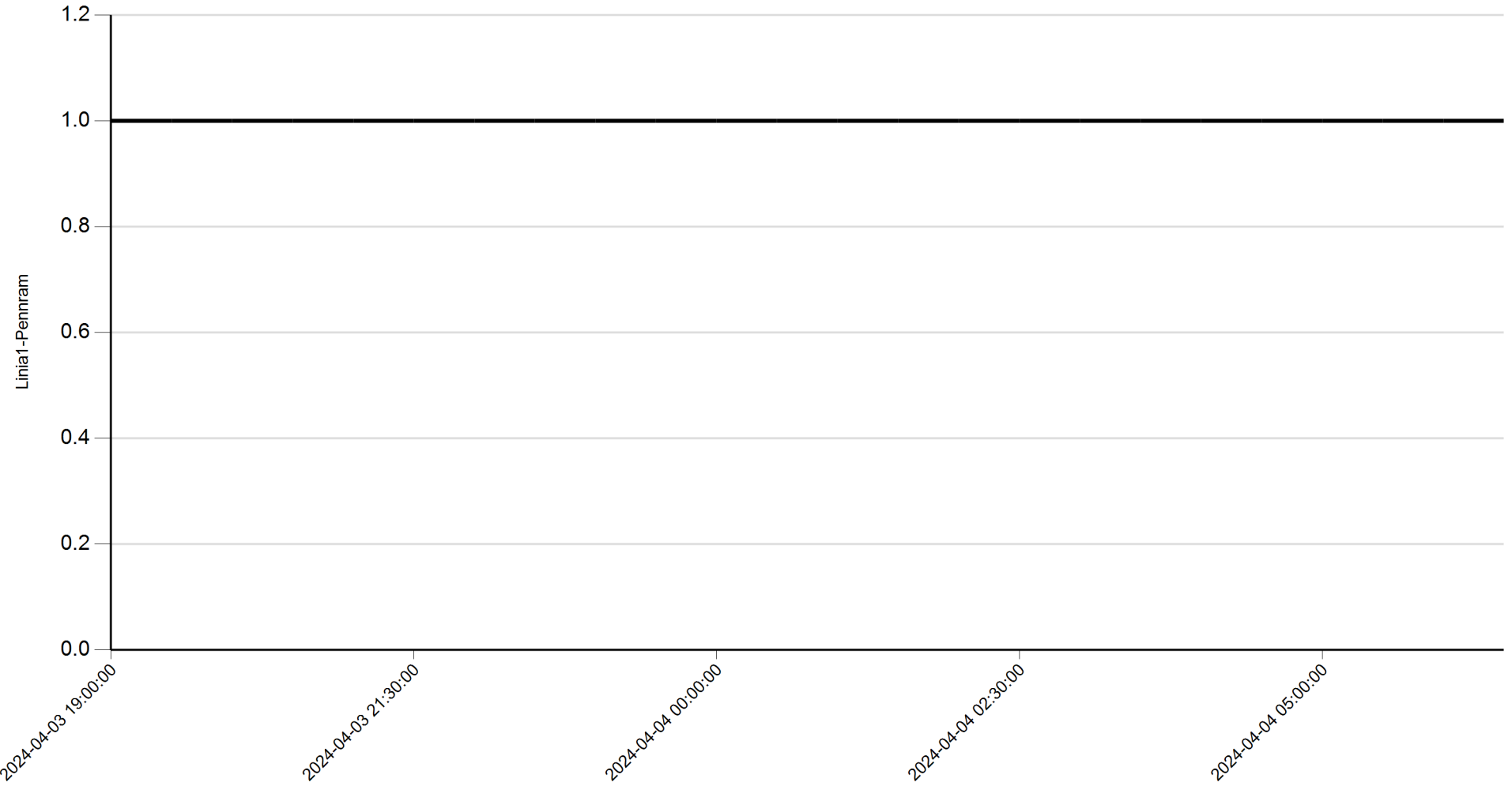
Grafic evolutie medii la minut pentru Inc\_2-T1(grd.C)



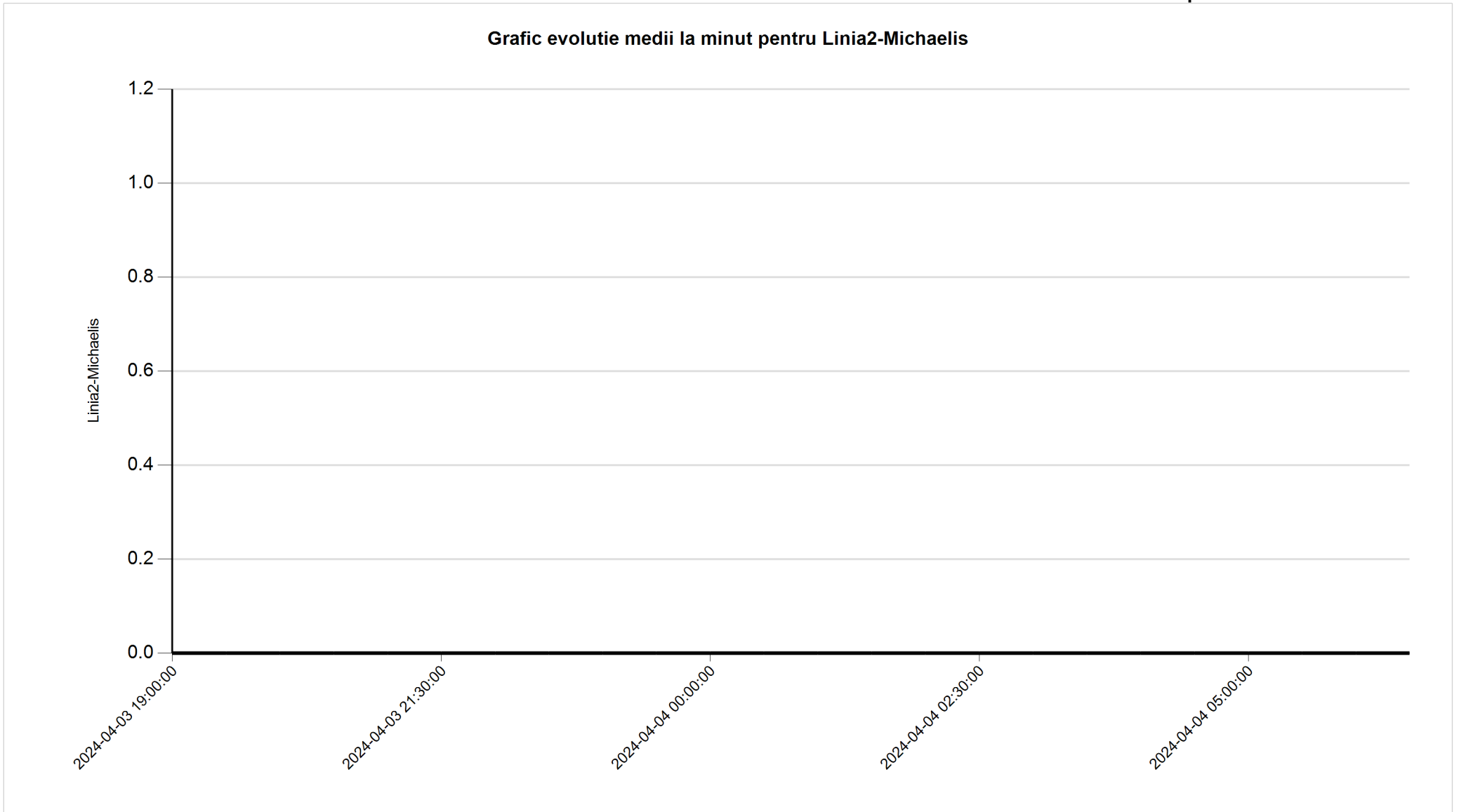
Grafic evolutie medii la minut pentru Inc\_2-T2(grd.C)



Grafic evolutie medii la minut pentru Linia1-Pennram

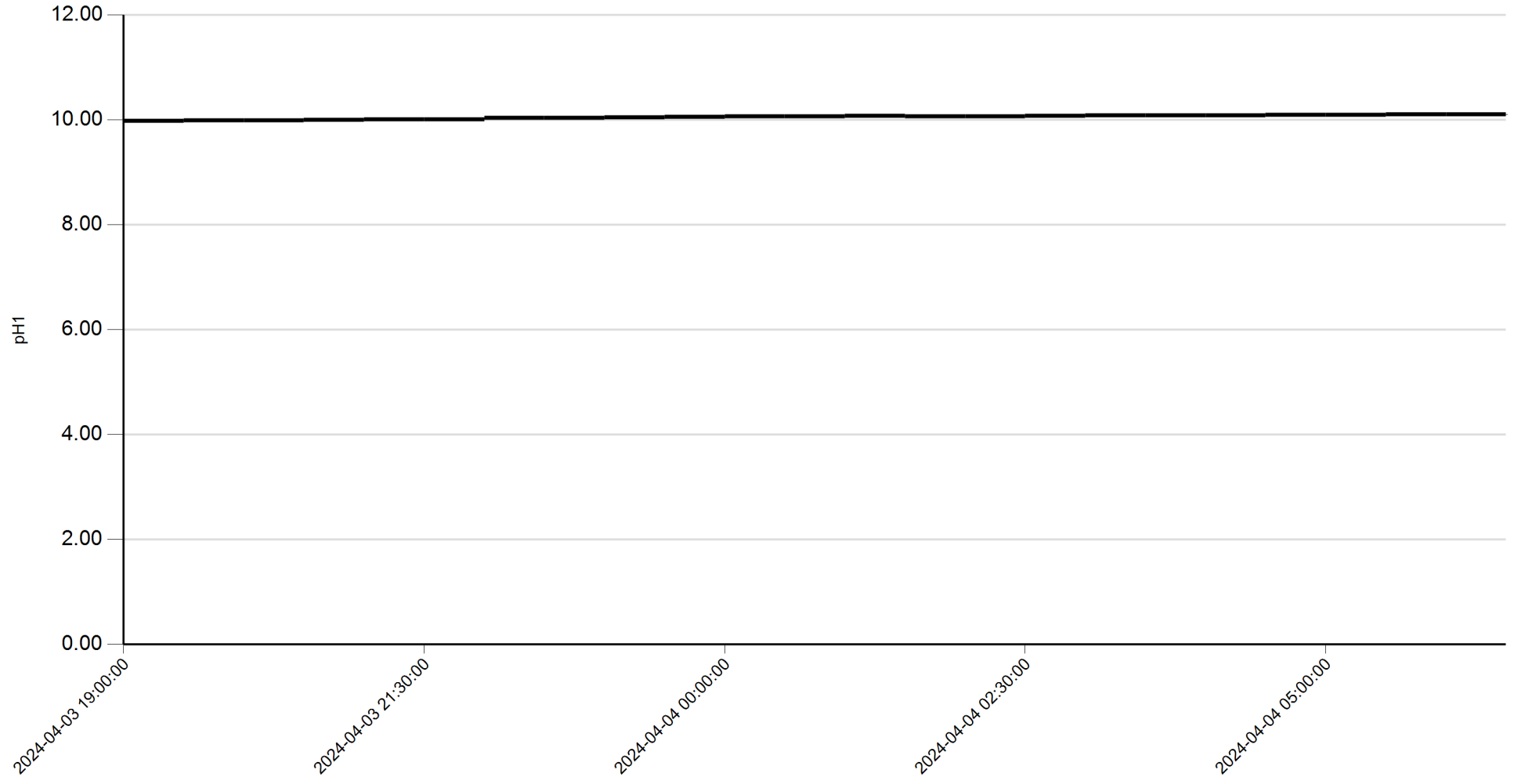


Grafic evolutie medii la minut pentru Linia2-Michaelis





Grafic evolutie medii la minut pentru pH1



Grafic evolutie medii la minut pentru pH2

